



Key Information Documents

TABLE OF CONTENTS

CURRENCY CFD.....	3
CRYPTOCURRENCY CFD.....	6
COMMODITY CFD.....	9
INDEX CFD	12
STOCKS CFD	15
ETF CFD.....	18
ETF, ETC, ETN.....	24
FRACTIONAL RIGHTS RELATED TO SHARES	67
FRACTIONAL RIGHTS RELATED TO ETF, ETC, ETN.....	70

KEY INFORMATION DOCUMENT

CURRENCY CFD



PURPOSE

This document provides you with key information on about this investment product. It is not marketing material. The information is required by law to help you understand the nature, risk, costs, potential gains and losses of this product and to help you compare it with other products.

PRODUCT

Name of the product: Contract for difference (CFD) based on the currency exchange rate, hereinafter "Product".

Name of the PRIIP manufacturer: XTB S.A. ul. Prosta 67, 00-838 Warsaw, Poland, hereinafter "XTB".

ISIN/UIP: Not applicable

Website: www.xtb.com

Additional information/telephone number : For more information please call : +48 22 2019550

For supervising XTB S.A. in relation to this key information document is: Komisja Nadzoru Finansowego, ul. Piękna 20, 00-549 Warsaw, Poland.

Date of Key Information document: 1 December 2017

Date of last amendment of this document: June 2024

You are about to purchase a product that is not simple and may be difficult to understand

WHAT IS THIS PRODUCT?

TYPE

A derivative in the form of the contract for difference (CFD). The product uses a financial leverage mechanism. The product allows the client to speculate on the increases and decreases in the prices of currency pairs on international markets. The client may open a long position if they believe that the price of the underlying asset will increase or a short position, if the client believes that the price of the underlying asset will fall.

TERM

Product does not have a recommended holding period, and the investor may terminate the investment in the Product at any time before the expiry of 365 day. Such decision does not involve any extraordinary costs, other than the standard costs of closing the position.

OBJECTIVES AND MEASURES TO ACHIEVE THESE OBJECTIVES

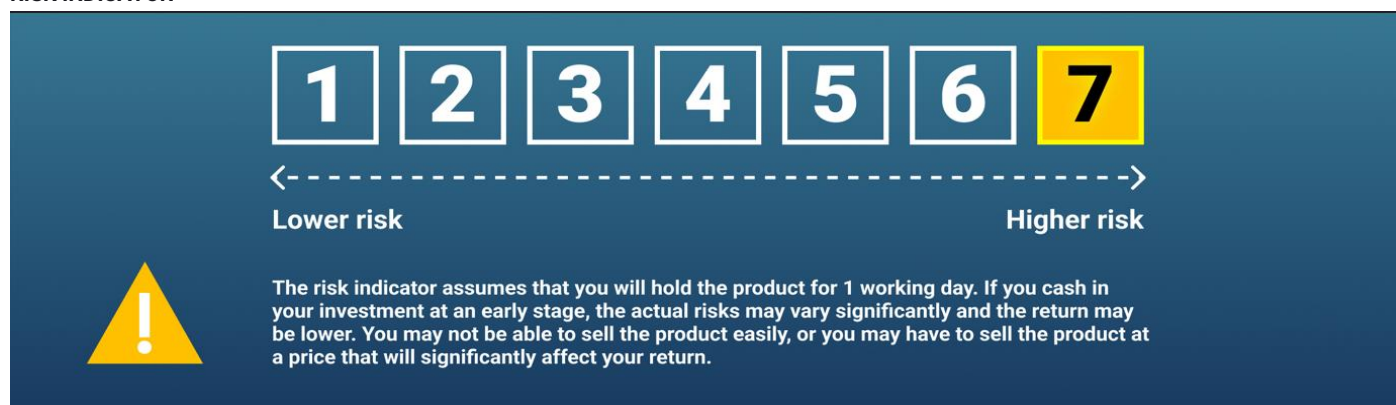
The purpose of the Product is to enable the client to derive benefits from changes in the price of the underlying instrument without owning it. The rate of return on the Product investment depends on the opening price and the closing price of the position. The Product reflects the changes of prices of the underlying instruments it is based on. The profit and risk profiles for this product are symmetric. When opening a transaction on the Product, the Investor makes a deposit. Assuming that the value of the account is equal to the deposit made, investor cannot lose more than the value of the deposit. Maturity 1 year.

TARGET INDIVIDUAL INVESTOR

The Product is not appropriate for every investor. The Product is intended for an individual investor who understands the mechanism of derivatives and risk associated with them. The investor shall have the ability to bear possible loss up to the total invested amount also in the short term. The Product might be used for investment purposes, speculative trading, portfolio diversification and hedging of exposure of an underlying asset.

WHAT ARE THE RISKS AND WHAT COULD I GET IN RETURN?

RISK INDICATOR



The risk indicator assumes that you will hold the product for 1 working day. If you cash in your investment at an early stage, the actual risks may vary significantly and the return may be lower. You may not be able to sell the product easily, or you may have to sell the product at a price that will significantly affect your return. The overall risk index is an indication of the level of risk of this Product compared to other Products. It shows how likely you are to lose money on the Product due to market changes or as a result of us not being able to pay You. We have classified this product as 7 out of 7, which is the highest risk class. This means that the potential loss as a result of future performance is rated as very high and poor market conditions are likely to affect our ability to pay you money. Additional payments may be required from you in certain circumstances to cover losses. **The total loss you may incur may exceed the amount invested.** This Product does not include any protection against future market performance, so you may lose part or all of your money investment. If we (us) are unable to pay you the amount due, you may lose your entire investment. However, you can make use of the consumer protection scheme (see section "What happens if XTB is unable to pay you out?"). This protection is not included in the indicator presented above.

PERFORMANCE SCENARIOS

The figures shown include all the costs of the product itself, but may not include all the costs you pay to your adviser or distributor. The figures do not take into account your personal tax situation, which may also affect the size of your return. **The ultimate value of your investment in this product depends on the future performance of the market. The future market situation is uncertain and it is not possible to predict exactly how it will develop. The scenarios shown, unfavourable, moderate and favourable, are illustrations using the worst, average and best outcome of the Product. The scenarios presented are illustrations based on past performance and certain assumptions. In the future, the markets may evolve in a very different way.** The stress scenario shows how much

money you can recover in extreme market conditions. The scenarios presented here show what results your investment could produce. You can compare them with scenarios for other derivatives. Buying this product means that you believe the price of the underlying will rise. Your maximum loss would be the loss of all your invested funds.

Recommended holding period: None
Example investment: 10.000 EUR (nominal value of the position)¹
If the investor closes the position after 1 year

The table shows the amounts of profit or loss that an investment can generate in 1 year under different scenarios, assuming an investment of €10,000 (nominal value)

SCENARIOS		EURUSD
Stress	What you might get back after costs Average annual return on investment	-6 900 EUR -169%
Unfavourable	What you might get back after costs Average annual return on investment	-1 700 EUR -117%
Moderate	What you might get back after costs Average annual return on investment	- 540 EUR -105%
Favourable	What you might get back after costs Average annual return on investment	780 EUR -92%

Information on return terms for individual investors or built-in performance restrictions. There are no extraordinary costs involved in exiting an investment in the Product. The Product has no upper return spreads for the investor. **A statement that the tax rules of the individual investor's home Member State may affect the amount actually payable.** The tax rules of the individual investor's home Member State may affect the amount actually payable.

WHAT HAPPENS IF XTB IS UNABLE TO PAY OUT?

XTB is a participant in the compensation scheme of the Krajowy Depozyt Papierów Wartościowych S.A. guaranteeing the safety of investors' assets. In the event of default due to XTB's insolvency, all clients are entitled to compensation for the value of lost financial instruments accumulated in XTB up to the amount specified in applicable law. The possible loss of the investor resulting from a wrong investment decision is not covered by the compensation or guarantee system for investors. As at the date of this information, the maximum amount of compensation is the PLN equivalent of EUR 3,000 in 100% of the value of the funds covered by the compensation scheme and 90% of the excess over this amount, with the proviso that the upper limit of the funds covered by the compensation scheme is the PLN equivalent of EUR 22,000. In addition, the investor retains the right to pursue its claims from the bankruptcy estate, the sanation estate or the brokerage house in excess of the amount specified above. The supervision of the entire compensation scheme and its participants is exercised by the Polish Financial Supervision Authority (KNF).

WHAT ARE THE COSTS?

Costs over Time

The tables show the amounts that are taken from investments to cover different types of costs. These amounts depend on the investment amount and the holding period of the Product. The amounts shown are illustrations based on a sample investment amount and different investment periods.

We assumed, that:

- invested amount: 10.000 EUR (nominal value of the position)
- product results are consistent with the stated holding period

If the position is closed after 1 year:

- total costs: 248.58 EUR
- annual cost impact: 2.5 %

COMPOSITION OF COSTS

COMPOSITION OF COSTS		
One-off costs upon entry or exit		
Entry costs	None	0 %
Exit costs	None	0 %

ONGOING COSTS

¹ potential return (average annual return on investment) is calculated as a percentage of the reference amount (nominal value), i.e.: (net profit or loss)/reference amount -1 in accordance with the formula from Commission Delegated Regulation (EU) 2021/2268

Management fees and other administrative or operating costs	Swap points – a fee related to the financing of the position, charged when the position is held for another day. The calculation method is presented in the Swap Points Table.	247.76 (2.5%)
Transaction cost	Spread value. Calculated when opening and closing a position	0.82 (0.0%)
INCIDENTAL COSTS TAKEN UNDER SPECIFIC CONDITIONS		
Performance fees	None	0%

HOW LONG SHOULD I HOLD THE PRODUCT AND CAN I TAKE MONEY OUT EARLIER?

The investor can terminate the investment in the Product at any time. Such a decision is not related to any extraordinary costs, other than standard cost of closing the position.

Recommended holding period: None

The investor determines the term of Product holding individually, however XTB is entitled to close an open position on currency CFD without Client's consent after 365 days from the date of opening of the position.

Deadline for withdrawing from the contract

The Investor may withdraw from the transaction on the Product by submitting a declaration of withdrawal, if the transaction on the Product was concluded at an incorrect price and XTB confirms the error based on the prices of a specified number of reference institutions. Detailed rules, including the deadline for withdrawing from the transaction concluded at the erroneous price and the method of determining the erroneous price are set out in the Regulations for the provision of services.

Early disposal

The investor independently determines the period of Product ownership. The Product does not have a specific holding period, and closing the position does not result in extraordinary fees and penalties and does not change the risk profile of the Product. It is possible to close a position during Product trading hours.

Consequences of cashing in before the end of the investment period or the end of the recommended holding period.

The investor can end the investment at any time. Such a decision does not involve any extraordinary costs.

HOW CAN I COMPLAIN?

The investor can submit a complaint to XTB regarding the Products and services offered by XTB. Complaints regarding services provided by XTB can be lodged exclusively: (1) in person at the head office of XTB, (2) by telephone, calling: +48 22 273 99 50, (3) electronically, using the on-line form available in the investor's room and (4) by correspondence, using the dedicated form sent to the address of the seat of XTB. Detailed rules regarding review of complaints are specified in the Regulation for the provision of services. Detailed information regarding the method and principles of lodging the complains are available in the Complaint Lodging Instructions published on: <https://www.xtb.com/pl/oferta/informacje-o-rachunku/informacje-prawne/regulaminy-wzory-dokumentow>".

OTHER RELEVANT INFORMATION

All additional documents containing comprehensive information regarding the product, including detailed information regarding fees and product features, are presented on the website (including sub-pages): "<https://www.xtb.com/pl/oferta/informacje-o-rachunku/>".

KEY INFORMATION DOCUMENT

CRYPTOCURRENCY CFD



PURPOSE

This document provides you with key information on about this investment product. It is not marketing material. The information is required by law to help you understand the nature, risk, costs, potential gains and losses of this product and to help you compare it with other products.

PRODUCT

Name of the product: Contract for difference (CFD) based on the cryptocurrency exchange rate, hereinafter "Product".

Name of the PRIIP manufacturer: XTB S.A. ul. Prosta 67, 00-838 Warsaw, Poland, hereinafter "XTB".

ISIN/UII: Not applicable

Website: www.xtb.com

Additional information/telephone number : For more information please call : +48 22 2019550

For supervising XTB S.A. in relation to this key information document is: Komisja Nadzoru Finansowego, ul. Piękna 20, 00-549 Warsaw, Poland.

Date of Key Information document: 1 December 2017

Date of last amendment of this document: June 2024

You are about to purchase a product that is not simple and may be difficult to understand

WHAT IS THIS PRODUCT?

TYPE

A derivative in the form of the contract for difference (CFD). The product uses a financial leverage mechanism. The product allows the client to speculate on the increases and decreases in the prices of cryptocurrency. The client may open a long position if they believe that the price of the underlying asset will increase or a short position, if the client believes that the price of the underlying asset will fall.

TERM

Product does not have a recommended holding period, and the investor may terminate the investment in the Product at any time before the expiry of 365 day. Such decision does not involve any extraordinary costs, other than the standard costs of closing the position.

OBJECTIVES AND MEASURES TO ACHIEVE THESE OBJECTIVES

The purpose of the Product is to enable the client to derive benefits from changes in the price of the underlying instrument without owning it. The rate of return on the Product investment depends on the opening price and the closing price of the position. The Product reflects the changes of prices of the underlying instruments it is based on. The profit and risk profiles for this product are symmetric. When opening a transaction on the Product, the Investor makes a deposit. Assuming that the value of the account is equal to the deposit made, investor cannot lose more than the value of the deposit. Maturity 1 year.

TARGET INDIVIDUAL INVESTOR

The Product is not appropriate for every investor. The Product is intended for an individual investor who understands the mechanism of derivatives and risk associated with them. The investor shall have the ability to bear possible loss up to the total invested amount also in the short term. The Product might be used for investment purposes, speculative trading, portfolio diversification and hedging of exposure of an underlying asset.

WHAT ARE THE RISKS AND WHAT COULD I GET IN RETURN?

RISK INDICATOR



The risk indicator assumes that you will hold the product for 1 working day. If you cash in your investment at an early stage, the actual risks may vary significantly and the return may be lower. You may not be able to sell the product easily, or you may have to sell the product at a price that will significantly affect your return. The overall risk index is an indication of the level of risk of this Product compared to other Products. It shows how likely you are to lose money on the Product due to market changes or as a result of us not being able to pay you. We have classified this product as 7 out of 7, which is the highest risk class. This means that the potential loss as a result of future performance is rated as very high and poor market conditions are likely to affect our ability to pay you money. **Be aware of currency risk. You may receive payments in a different currency, so the final return you obtain depends on the exchange rate of the two currencies. This risk is not included in the indicator presented above.** Additional payments may be required from you in certain circumstances to cover losses. **The total loss you may incur may exceed the amount invested.** This Product does not include any protection against future market performance, so you may lose part or all of your money investment. If we (us) are unable to pay you the amount due, you may lose your entire investment. However, you can make use of the consumer protection scheme (see section "What happens if XTB is unable to pay you out?"). This protection is not included in the indicator presented above.

PERFORMANCE SCENARIOS

The figures shown include all the costs of the product itself, but may not include all the costs you pay to your adviser or distributor. The figures do not take into account your personal tax situation, which may also affect the size of your return. The ultimate value of your investment in this product depends on the future

performance of the market. The future market situation is uncertain and it is not possible to predict exactly how it will develop. **The scenarios shown, unfavourable, moderate and favourable, are illustrations using the worst, average and best outcome of the Product. The scenarios presented are illustrations based on past performance and certain assumptions. In the future, the markets may evolve in a very different way.** The stress scenario shows how much money you can recover in extreme market conditions. The scenarios presented here show what results your investment could produce. You can compare them with scenarios for other derivatives. Buying this product means that you believe the price of the underlying will rise. Your maximum loss would be the loss of all your invested funds.

Recommended holding period: None

Example investment: 10.000 EUR (nominal value of the position)²

If the investor closes the position after 1 year

The table shows the amounts of profit or loss that an investment can generate in 1 year under different scenarios, assuming an investment of €10,000 (nominal value)

SCENARIOS		BITCOIN
Stress	What you might get back after costs Average annual return on investment	-13 570 EUR -236%
Unfavourable	What you might get back after costs Average annual return on investment	-11 270 EUR -213%
Moderate	What you might get back after costs Average annual return on investment	-8 430 EUR -184%
Favourable	What you might get back after costs Average annual return on investment	-2 230 EUR -122%

Information on return terms for individual investors or built-in performance restrictions. There are no extraordinary costs involved in exiting an investment in the Product. The Product has no upper return spreads for the investor. **A statement that the tax rules of the individual investor's home Member State may affect the amount actually payable.** The tax rules of the individual investor's home Member State may affect the amount actually payable.

WHAT HAPPENS IF XTB IS UNABLE TO PAY OUT?

XTB is a participant in the compensation scheme of the Krajowy Depozyt Papierów Wartościowych S.A. guaranteeing the safety of investors' assets. In the event of default due to XTB's insolvency, all clients are entitled to compensation for the value of lost financial instruments accumulated in XTB up to the amount specified in applicable law. The possible loss of the investor resulting from a wrong investment decision is not covered by the compensation or guarantee system for investors. As at the date of this information, the maximum amount of compensation is the PLN equivalent of EUR 3,000 in 100% of the value of the funds covered by the compensation scheme and 90% of the excess over this amount, with the proviso that the upper limit of the funds covered by the compensation scheme is the PLN equivalent of EUR 22,000. In addition, the investor retains the right to pursue its claims from the bankruptcy estate, the sanation estate or the brokerage house in excess of the amount specified above. The supervision of the entire compensation scheme and its participants is exercised by the Polish Financial Supervision Authority (KNF).

WHAT ARE THE COSTS?

Costs over Time

The tables show the amounts that are taken from investments to cover different types of costs. These amounts depend on the investment amount and the holding period of the Product. The amounts shown are illustrations based on a sample investment amount and different investment periods.

We assumed, that:

- invested amount: 10.000 EUR (nominal value of the position)
- product results are consistent with the stated holding period

If the position is closed after 1 year:

- total costs: 3570.6 EUR
- annual cost impact: 35.7%

COMPOSITION OF COSTS

One-off costs upon entry or exit		
Entry costs	None	0 %
Exit costs	None	0 %

ONGOING COSTS

Management fees and other administrative or operating costs	Swap points – a fee related to the financing of the position, charged when the position is held for another day. The calculation method is presented in the Swap Points Table.	3548.6 (35.5%)
Transaction cost	Spread value. Calculated when opening and closing a position	22 (0.2%)

² potential return (average annual return on investment) is calculated as a percentage of the reference amount (nominal value), i.e.: (net profit or loss)/reference amount -1 in accordance with the formula from Commission Delegated Regulation (EU) 2021/2268

INCIDENTAL COSTS TAKEN UNDER SPECIFIC CONDITIONS

Performance fees	None	0%
------------------	------	----

HOW LONG SHOULD I HOLD THE PRODUCT AND CAN I TAKE MONEY OUT EARLIER?

The investor can terminate the investment in the Product at any time. Such a decision is not related to any extraordinary costs, other than standard cost of closing the position.

Recommended holding period: None

The investor determines the term of Product holding individually.

Deadline for withdrawing from the contract

The Investor may withdraw from the transaction on the Product by submitting a declaration of withdrawal, if the transaction on the Product was concluded at an incorrect price and XTB confirms the error based on the prices of a specified number of reference institutions. Detailed rules, including the deadline for withdrawing from the transaction concluded at the erroneous price and the method of determining the erroneous price are set out in the Regulations for the provision of services.

Early disposal

The investor independently determines the period of Product ownership. The Product does not have a specific holding period, and closing the position does not result in extraordinary fees and penalties and does not change the risk profile of the Product. It is possible to close a position during Product trading hours.

Consequences of cashing in before the end of the investment period or the end of the recommended holding period.

The investor can end the investment at any time. Such a decision does not involve any extraordinary costs

HOW CAN I COMPLAIN?

The investor can submit a complaint to XTB regarding the Products and services offered by XTB. Complaints regarding services provided by XTB can be lodged exclusively: (1) in person at the head office of XTB, (2) by telephone, calling: +48 22 273 99 50, (3) electronically, using the on-line form available in the investor's room and (4) by correspondence, using the dedicated form sent to the address of the seat of XTB. Detailed rules regarding review of complaints are specified in the Regulation for the provision of services. Detailed information regarding the method and principles of lodging the complains are available in the Complaint Lodging Instructions published on: <https://www.xtb.com/pl/oferta/informacje-o-rachunku/informacje-prawne/regulaminy-wzory-dokumentow>".

OTHER RELEVANT INFORMATION

All additional documents containing comprehensive information regarding the product, including detailed information regarding fees and product features, are presented on the website (including sub-pages): "<https://www.xtb.com/pl/oferta/informacje-o-rachunku/>".

KEY INFORMATION DOCUMENT

COMMODITIES CFD



PURPOSE

This document provides you with key information on about this investment product. It is not marketing material. The information is required by law to help you understand the nature, risk, costs, potential gains and losses of this product and to help you compare it with other products.

PRODUCT

Name of the product: Contract for difference (CFD) based on the commodity exchange rate, hereinafter "Product".

Twórca PRIIP: XTB S.A. ul. Prosta 67, 00-838 Warsaw, Poland, hereinafter "XTB".

ISIN/UIP: Not applicable

Website: www.xtb.com

Additional information/telephone number : For more information please call : +48 22 2019550

For supervising XTB S.A. in relation to this key information document is: Komisja Nadzoru Finansowego, ul. Piękna 20, 00-549 Warsaw, Poland.

Date of Key Information document: 1 December 2017

Date of last amendment of this document: June 2024

You are about to purchase a product that is not simple and may be difficult to understand

WHAT IS THIS PRODUCT?

TYPE

A derivative in the form of the contract for difference (CFD). The product uses a financial leverage mechanism. The product allows the client to speculate on the increases and decreases in the prices of commodities on international markets. The client may open a long position if they believe that the price of the underlying asset will increase or a short position, if the client believes that the price of the underlying asset will fall.

TERM

Product does not have a recommended holding period, and the investor may terminate the investment in the Product at any time before the expiry of 365 day. Such decision does not involve any extraordinary costs, other than the standard costs of closing the position.

OBJECTIVES AND MEASURES TO ACHIEVE THESE OBJECTIVES

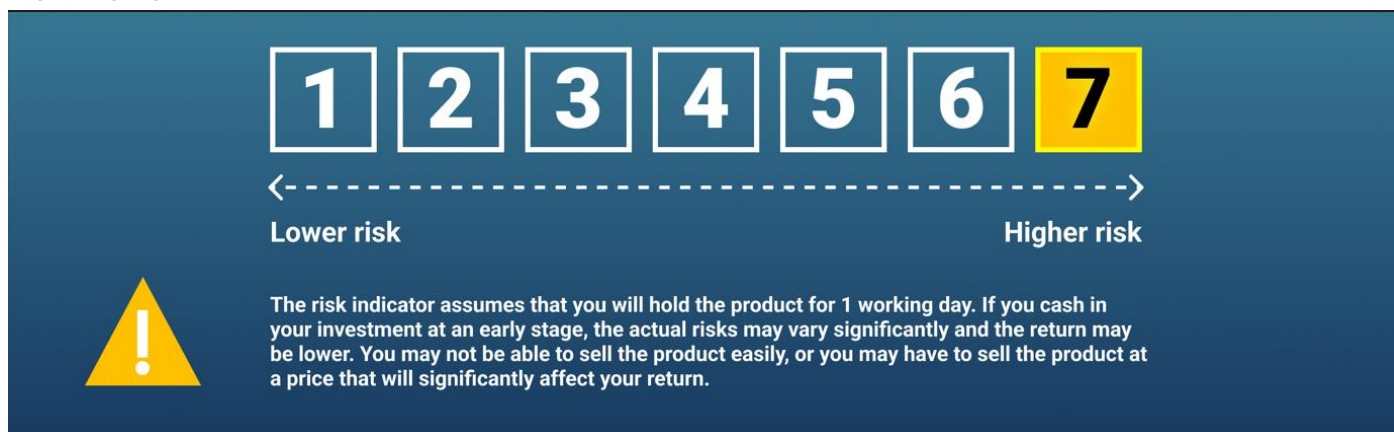
The purpose of the Product is to enable the client to derive benefits from changes in the price of the underlying instrument without owning it. The rate of return on the Product investment depends on the opening price and the closing price of the position. The Product reflects the changes of prices of the underlying instruments it is based on. The profit and risk profiles for this product are symmetric. When opening a transaction on the Product, the Investor makes a deposit. Assuming that the value of the account is equal to the deposit made, investor cannot lose more than the value of the deposit. Maturity 1 year.

TARGET INDIVIDUAL INVESTOR

The Product is not appropriate for every investor. The Product is intended for an individual investor who understands the mechanism of derivatives and risk associated with them. The investor shall has the ability to bear possible loss up to the total invested amount also in the short term. The Product might be used for investment purposes, speculative trading, portfolio diversification and hedging of exposure of an underlying asset.

WHAT ARE THE RISKS AND WHAT COULD I GET IN RETURN?

RISK INDICATOR



The risk indicator assumes that you will hold the product for 1 working day. If you cash in your investment at an early stage, the actual risks may vary significantly and the return may be lower. You may not be able to sell the product easily, or you may have to sell the product at a price that will significantly affect your return. The overall risk index is an indication of the level of risk of this Product compared to other Products. It shows how likely you are to lose money on the Product due to market changes or as a result of us not being able to pay You. We have classified this product as 7 out of 7, which is the highest risk class. This means that the potential loss as a result of future performance is rated as very high and poor market conditions are likely to affect our ability to pay you money. **Be aware of currency risk. You may receive payments in a different currency, so the final return you obtain depends on the exchange rate of the two currencies. This risk is not included in the indicator presented above.** Additional payments may be required from you in certain circumstances to cover losses. **The total loss you may incur may exceed the amount invested.** This Product does not include any protection against future market performance, so you may lose part or all of your money investment. If we (us) are unable to pay you the amount due, you may lose your entire investment. However, you can make use of the consumer protection scheme (see section "What happens if XTB is unable to pay you out?"). This protection is not included in the indicator presented above.

PERFORMANCE SCENARIOS

The figures shown include all the costs of the Product itself, but may not include all the costs you pay to your adviser or distributor. The figures do not take into account your personal tax situation, which may also affect the size of your return. **The ultimate value of your investment in this product depends on the future performance of the market. The future market situation is uncertain and it is not possible to predict exactly how it will develop. The scenarios shown,**

unfavourable, moderate and favourable, are illustrations using the worst, average and best outcome of the Product. The scenarios presented are illustrations based on past performance and certain assumptions. In the future, the markets may evolve in a very different way. The stress scenario shows how much money you can recover in extreme market conditions. The scenarios presented here show what results your investment could produce. You can compare them with scenarios for other derivatives. Buying this product means that you believe the price of the underlying will rise. Your maximum loss would be the loss of all your invested funds.

Recommended holding period: None

Example investment: 10.000 EUR (nominal value of the position)³

If the investor closes the position after 1 year.

The table shows the amounts of profit or loss that an investment can generate in 1 year under different scenarios, assuming an investment of €10,000 (nominal value)

SCENARIOS		GOLD
Stress	What you might get back after costs Average annual return on investment	- 9280 EUR -193%
Unfavourable	What you might get back after costs Average annual return on investment	- 2 700 EUR -127%
Moderate	What you might get back after costs Average annual return on investment	-960 EUR -110%
Favourable	What you might get back after costs Average annual return on investment	1 160 EUR -88%

Information on return terms for individual investors or built-in performance restrictions. There are no extraordinary costs involved in exiting an investment in the Product. The Product has no upper return spreads for the investor. **A statement that the tax rules of the individual investor's home Member State may affect the amount actually payable.** The tax rules of the individual investor's home Member State may affect the amount actually payable.

WHAT HAPPENS IF XTB IS UNABLE TO PAY OUT?

XTB is a participant in the compensation scheme of the Krajowy Depozyt Papierów Wartościowych S.A. guaranteeing the safety of investors' assets. In the event of default due to XTB's insolvency, all clients are entitled to compensation for the value of lost financial instruments accumulated in XTB up to the amount specified in applicable law. The possible loss of the investor resulting from a wrong investment decision is not covered by the compensation or guarantee system for investors. As at the date of this information, the maximum amount of compensation is the PLN equivalent of EUR 3,000 in 100% of the value of the funds covered by the compensation scheme and 90% of the excess over this amount, with the proviso that the upper limit of the funds covered by the compensation scheme is the PLN equivalent of EUR 22,000. In addition, the investor retains the right to pursue its claims from the bankruptcy estate, the sanation estate or the brokerage house in excess of the amount specified above. The supervision of the entire compensation scheme and its participants is exercised by the Polish Financial Supervision Authority (KNF).

WHAT ARE THE COSTS?

Costs over Time

The tables show the amounts that are taken from investments to cover different types of costs. These amounts depend on the investment amount and the holding period of the Product. The amounts shown are illustrations based on a sample investment amount and different investment periods.

We assumed, that:

- invested amount: 10.000 EUR (nominal value of the position)
- product results are consistent with the stated holding period

If the position is closed after 1 year:

- total costs: 1050.83 EUR
- annual cost impact: 10.5%

³ potential return (average annual return on investment) is calculated as a percentage of the reference amount (nominal value), i.e.: (net profit or loss)/reference amount -1 in accordance with the formula from Commission Delegated Regulation (EU) 2021/2268

COMPOSITION OF COSTS

One-off costs upon entry or exit		
Entry costs	None	0 %
Exit costs	None	0 %

ONGOING COSTS

Management fees and other administrative or operating costs	Swap points – a fee related to the financing of the position, charged when the position is held for another day. The calculation method is presented in the Swap Points Table.	1049.08 (10.5%)
Transaction cost	Spread value. Calculated when opening and closing a position	1.75 (0.0%)

INCIDENTAL COSTS TAKEN UNDER SPECIFIC CONDITIONS

Performance fees	None	0 %
------------------	------	-----

HOW LONG SHOULD I HOLD THE PRODUCT AND CAN I TAKE MONEY OUT EARLIER?

The investor can terminate the investment in the Product at any time. Such a decision is not related to any extraordinary costs, other than standard cost of closing the position.

Recommended holding period: None

The investor determines the term of Product holding individually, however XTB is entitled to close an open position on commodity CFD without Client's consent after 365 days from the date of opening of the position.

Deadline for withdrawing from the contract

The Investor may withdraw from the transaction on the Product by submitting a declaration of withdrawal, if the transaction on the Product was concluded at an incorrect price and XTB confirms the error based on the prices of a specified number of reference institutions. Detailed rules, including the deadline for withdrawing from the transaction concluded at the erroneous price and the method of determining the erroneous price are set out in the Regulations for the provision of services.

Early disposal

The investor independently determines the period of Product ownership. The Product does not have a specific holding period, and closing the position does not result in extraordinary fees and penalties and does not change the risk profile of the Product. It is possible to close a position during Product trading hours.

Consequences of cashing in before the end of the investment period or the end of the recommended holding period.

The investor can end the investment at any time. Such a decision does not involve any extraordinary costs.

HOW CAN I COMPLAIN?

The investor can submit a complaint to XTB regarding the Products and services offered by XTB. Complaints regarding services provided by XTB can be lodged exclusively: (1) in person at the head office of XTB, (2) by telephone, calling: +48 22 273 99 50, (3) electronically, using the on-line form available in the investor's room and (4) by correspondence, using the dedicated form sent to the address of the seat of XTB. Detailed rules regarding review of complaints are specified in the Regulation for the provision of services. Detailed information regarding the method and principles of lodging the complains are available in the Complaint Lodging Instructions published on: <https://www.xtb.com/pl/oferta/informacje-o-rachunku/informacje-prawne/regulaminy-wzory-dokumentow>".

OTHER RELEVANT INFORMATION

All additional documents containing comprehensive information regarding the product, including detailed information regarding fees and product features, are presented on the website (including sub-pages): "<https://www.xtb.com/pl/oferta/informacje-o-rachunku/>".

KEY INFORMATION DOCUMENT

INDICES CFD



PURPOSE

This document provides you with key information on about this investment product. It is not marketing material. The information is required by law to help you understand the nature, risk, costs, potential gains and losses of this product and to help you compare it with other products.

PRODUCT

Name of the product: Contract for difference (CFD) based on the indices exchange rate, hereinafter "Product".

Name of the PRIIP manufacturer: XTB S.A. ul. Prosta 67, 00-838 Warsaw, Poland, hereinafter "XTB".

ISIN/UIP: Not applicable

Website: www.xtb.com

Additional information/telephone number : For more information please call : +48 22 2019550

For supervising XTB S.A. in relation to this key information document is: Komisja Nadzoru Finansowego, ul. Piękna 20, 00-549 Warsaw, Poland.

Date of Key Information document: 1 December 2017

Date of last amendment of this document: June 2024

You are about to purchase a product that is not simple and may be difficult to understand

WHAT IS THIS PRODUCT?

TYPE

A derivative in the form of the contract for difference (CFD). The product uses a financial leverage mechanism. The product allows the client to speculate on the increases and decreases in the prices of indices on international markets. The client may open a long position if they believe that the price of the underlying asset will increase or a short position, if the client believes that the price of the underlying asset will fall.

TERM

Product does not have a recommended holding period, and the investor may terminate the investment in the Product at any time before the expiry of 365 day. Such decision does not involve any extraordinary costs, other than the standard costs of closing the position.

OBJECTIVES AND MEASURES TO ACHIEVE THESE OBJECTIVES

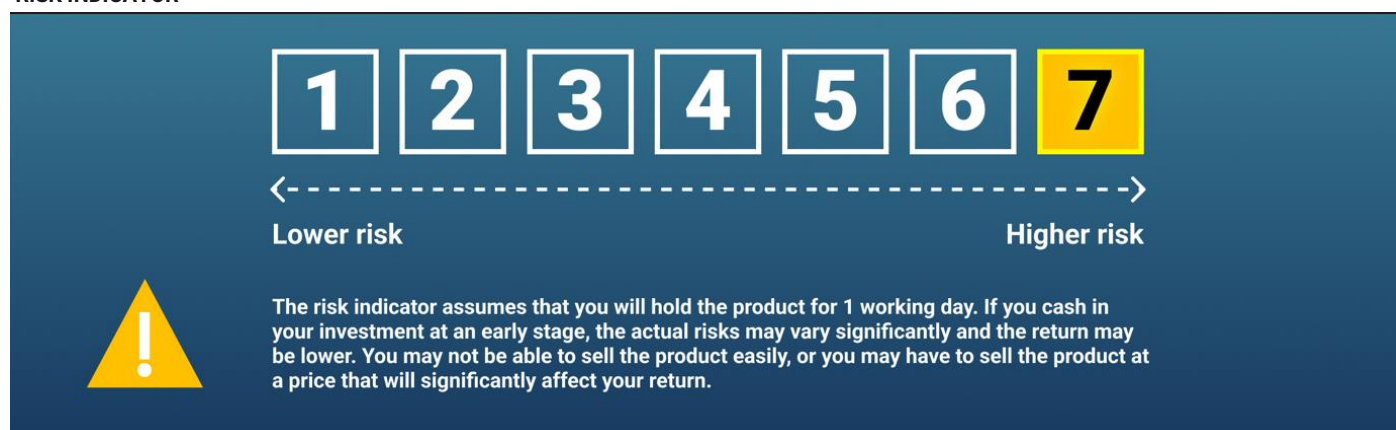
The purpose of the Product is to enable the client to derive benefits from changes in the price of the underlying instrument without owning it. The rate of return on the Product investment depends on the opening price and the closing price of the position. The Product reflects the changes of prices of the underlying instruments it is based on. The profit and risk profiles for this product are symmetric. When opening a transaction on the Product, the Investor makes a deposit. Assuming that the value of the account is equal to the deposit made, investor cannot lose more than the value of the deposit. Maturity 1 year.

TARGET INDIVIDUAL INVESTOR

The Product is not appropriate for every investor. The Product is intended for an individual investor who understands the mechanism of derivatives and risk associated with them. The investor shall have the ability to bear possible loss up to the total invested amount also in the short term. The Product might be used for investment purposes, speculative trading, portfolio diversification and hedging of exposure of an underlying asset.

WHAT ARE THE RISKS AND WHAT COULD I GET IN RETURN?

RISK INDICATOR



The risk indicator assumes that you will hold the product for 1 working day. If you cash in your investment at an early stage, the actual risks may vary significantly and the return may be lower. You may not be able to sell the product easily, or you may have to sell the product at a price that will significantly affect your return. The overall risk index is an indication of the level of risk of this Product compared to other Products. It shows how likely you are to lose money on the Product due to market changes or as a result of us not being able to pay you. We have classified this product as 7 out of 7, which is the highest risk class. This means that the potential loss as a result of future performance is rated as very high and poor market conditions are likely to affect our ability to pay you money. Additional payments may be required from you in certain circumstances to cover losses. **The total loss you may incur may exceed the amount invested.** This Product does not include any protection against future market performance, so you may lose part or all of your money investment. If we (us) are unable to pay you the amount due, you may lose your entire investment. However, you can make use of the consumer protection scheme (see section "What happens if XTB is unable to pay you out?"). This protection is not included in the indicator presented above.

PERFORMANCE SCENARIOS

The figures shown include all the costs of the Product itself, but may not include all the costs you pay to your adviser or distributor. The figures do not take into account your personal tax situation, which may also affect the size of your return. **The ultimate value of your investment in this Product depends on the future performance of the market. The future market situation is uncertain and it is not possible to predict exactly how it will develop. The scenarios shown,**

unfavourable, moderate and favourable, are illustrations using the worst, average and best outcome of the Product. The scenarios presented are illustrations based on past performance and certain assumptions. In the future, the markets may evolve in a very different way. The stress scenario shows how much money you can recover in extreme market conditions. The scenarios presented here show what results your investment could produce. You can compare them with scenarios for other derivatives. Buying this product means that you believe the price of the underlying will rise. Your maximum loss would be the loss of all your invested funds.

Recommended holding period: None

Example investment: 10.000 EUR (nominal value of the position)⁴

If the investor closes the position after 1 year

The table shows the amounts of profit or loss that an investment can generate in 1 year under different scenarios, assuming an investment of €10,000 (nominal value)

SCENARIOS		DE30
Stress	What you might get back after costs Average return on investment	- 9 300 EUR -193%
Unfavourable	What you might get back after costs Average return on investment	- 2 330 EUR -123%
Moderate	What you might get back after costs Average return on investment	10 EUR -100%
Favourable	What you might get back after costs Average return on investment	2 990 EUR -70%

Information on return terms for individual investors or built-in performance restrictions. There are no extraordinary costs involved in exiting an investment in the Product. The Product has no upper return spreads for the investor. **A statement that the tax rules of the individual investor's home Member State may affect the amount actually payable.** The tax rules of the individual investor's home Member State may affect the amount actually payable.

WHAT HAPPENS IF XTB IS UNABLE TO PAY OUT?

XTB is a participant in the compensation scheme of the Krajowy Depozyt Papierów Wartościowych S.A. guaranteeing the safety of investors' assets. In the event of default due to XTB's insolvency, all clients are entitled to compensation for the value of lost financial instruments accumulated in XTB up to the amount specified in applicable law. The possible loss of the investor resulting from a wrong investment decision is not covered by the compensation or guarantee system for investors. As at the date of this information, the maximum amount of compensation is the PLN equivalent of EUR 3,000 in 100% of the value of the funds covered by the compensation scheme and 90% of the excess over this amount, with the proviso that the upper limit of the funds covered by the compensation scheme is the PLN equivalent of EUR 22,000. In addition, the investor retains the right to pursue its claims from the bankruptcy estate, the sanation estate or the brokerage house in excess of the amount specified above. The supervision of the entire compensation scheme and its participants is exercised by the Polish Financial Supervision Authority (KNF).

WHAT ARE THE COSTS?

Costs over Time

The tables show the amounts that are taken from investments to cover different types of costs. These amounts depend on the investment amount and the holding period of the Product. The amounts shown are illustrations based on a sample investment amount and different investment periods.

We assumed, that:

- invested amount: 10.000 EUR (nominal value of the position)
- product results are consistent with the stated holding period

If the position is closed after 1 year:

- total costs: 802.11 EUR
- annual cost impact: 8.0 %

⁴ potential return (average annual return on investment) is calculated as a percentage of the reference amount (nominal value), i.e.: (net profit or loss)/reference amount -1 in accordance with the formula from Commission Delegated Regulation (EU) 2021/2268

COMPOSITION OF COSTS

One-off costs upon entry or exit		
----------------------------------	--	--

Entry costs	None	0 %
Exit costs	None	0 %

ONGOING COSTS

Management fees and other administrative or operating costs	Swap points – a fee related to the financing of the position, charged when the position is held for another day. The calculation method is presented in the Swap Points Table.	801.18 (8.0%)
Transaction cost	Spread value. Calculated when opening and closing a position	0.93 (0.0%)

INCIDENTAL COSTS TAKEN UNDER SPECIFIC CONDITIONS

Performance fees	None	0%
------------------	------	----

HOW LONG SHOULD I HOLD THE PRODUCT AND CAN I TAKE MONEY OUT EARLIER?

The investor can terminate the investment in the Product at any time. Such a decision is not related to any extraordinary costs, other than standard cost of closing the position.

Recommended holding period: None

The investor determines the term of Product holding individually, however XTB is entitled to close an open position on indices CFD without Client's consent after 365 days from the date of opening of the position.

Deadline for withdrawing from the contract

The Investor may withdraw from the transaction on the Product by submitting a declaration of withdrawal, if the transaction on the Product was concluded at an incorrect price and XTB confirms the error based on the prices of a specified number of reference institutions. Detailed rules, including the deadline for withdrawing from the transaction concluded at the erroneous price and the method of determining the erroneous price are set out in the Regulations for the provision of services.

Early disposal

The investor independently determines the period of Product ownership. The Product does not have a specific holding period, and closing the position does not result in extraordinary fees and penalties and does not change the risk profile of the Product. It is possible to close a position during Product trading hours.

Consequences of cashing in before the end of the investment period or the end of the recommended holding period.

The investor can end the investment at any time. Such a decision does not involve any extraordinary costs.

HOW CAN I COMPLAIN?

The investor can submit a complaint to XTB regarding the Products and services offered by XTB. Complaints regarding services provided by XTB can be lodged exclusively: (1) in person at the head office of XTB, (2) by telephone, calling: +48 22 273 99 50, (3) electronically, using the on-line form available in the investor's room and (4) by correspondence, using the dedicated form sent to the address of the seat of XTB. Detailed rules regarding review of complaints are specified in the Regulation for the provision of services. Detailed information regarding the method and principles of lodging the complains are available in the Complaint Lodging Instructions published on: <https://www.xtb.com/pl/oferta/informacje-o-rachunku/informacje-prawne/regulaminy-wzory-dokumentow>".

OTHER RELEVANT INFORMATION

All additional documents containing comprehensive information regarding the product, including detailed information regarding fees and product features, are presented on the website (including sub-pages): "<https://www.xtb.com/pl/oferta/informacje-o-rachunku/>".

KEY INFORMATION DOCUMENT

STOCKS CFD



CEL

This document provides you with key information on about this investment product. It is not marketing material. The information is required by law to help you understand the nature, risk, costs, potential gains and losses of this product and to help you compare it with other products.

PRODUCT

Name of the product: Contract for difference (CFD) based on the stocks exchange rate, hereinafter "Product".

Name of the PRIIP manufacturer: XTB S.A. ul. Prosta 67, 00-838 Warsaw, Poland, hereinafter "XTB".

ISIN/UIP: Not applicable

Website: www.xtb.com

Additional information/telephone number : For more information please call : +48 22 2019550

For supervising XTB S.A. in relation to this key information document is: Komisja Nadzoru Finansowego, ul. Piękna 20, 00-549 Warsaw, Poland.

Date of Key Information document: 1 December 2017

Date of last amendment of this document: April 2025

You are about to purchase a product that is not simple and may be difficult to understand

WHAT IS THIS PRODUCT?

TYPE

A derivative in the form of the contract for difference (CFD). The Product uses a financial leverage mechanism. The product allows the client to speculate on the increases and decreases in the prices of stocks on international markets. The client may open a long position if they believe that the price of the underlying asset will increase or a short position, if the client believes that the price of the underlying asset will fall.

TERM

Product does not have a recommended holding period, and the investor may terminate the investment in the Product at any time. Such decision does not involve any extraordinary costs, other than the standard costs of closing the position.

OBJECTIVES AND MEASURES TO ACHIEVE THESE OBJECTIVES

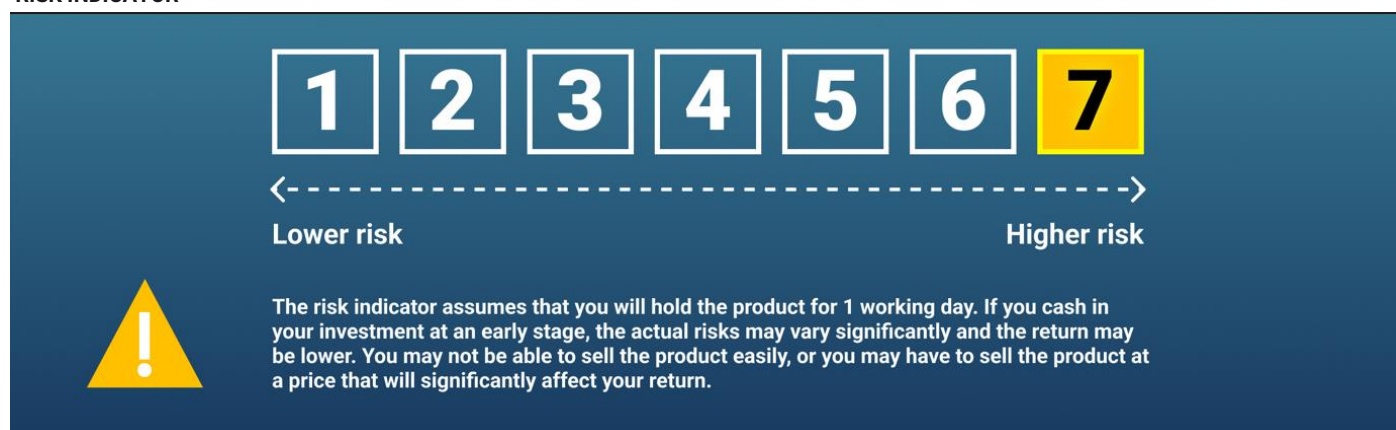
The purpose of the Product is to enable the client to derive benefits from changes in the price of the underlying instrument without owning it. The rate of return on the Product investment depends on the opening price and the closing price of the position. The Product reflects the changes of prices of the underlying instruments it is based on. The profit and risk profiles for this product are symmetric. When opening a transaction on the Product, the Investor makes a deposit. Assuming that the value of the account is equal to the deposit made, investor cannot lose more than the value of the deposit.

TARGET INDIVIDUAL INVESTOR

The Product is not appropriate for every investor. The Product is intended for an individual investor who understands the mechanism of derivatives and risk associated with them. The investor shall have the ability to bear possible loss up to the total invested amount also in the short term. The Product might be used for investment purposes, speculative trading, portfolio diversification and hedging of exposure of an underlying asset.

WHAT ARE THE RISKS AND WHAT COULD I GET IN RETURN?

RISK INDICATOR



The risk indicator assumes that you will hold the product for 1 working day. If you cash in your investment at an early stage, the actual risks may vary significantly and the return may be lower. You may not be able to sell the product easily, or you may have to sell the product at a price that will significantly affect your return. The overall risk index is an indication of the level of risk of this Product compared to other Products. It shows how likely you are to lose money on the Product due to market changes or as a result of us not being able to pay you. We have classified this product as 7 out of 7, which is the highest risk class. This means that the potential loss as a result of future performance is rated as very high and poor market conditions are likely to affect our ability to pay you money. **Be aware of currency risk. You may receive payments in a different currency, so the final return you obtain depends on the exchange rate of the two currencies. This risk is not included in the indicator presented above.** Additional payments may be required from you in certain circumstances to cover losses. **The total loss you may incur may exceed the amount invested.** This Product does not include any protection against future market performance, so you may lose part or all of your money investment. If we (us) are unable to pay you the amount due, you may lose your entire investment. However, you can make use of the consumer protection scheme (see section "What happens if XTB is unable to pay you out?"). This protection is not included in the indicator presented above.

PERFORMANCE SCENARIOS

The figures shown include all the costs of the product itself, but may not include all the costs you pay to your adviser or distributor. The figures do not take into account your personal tax situation, which may also affect the size of your return. **The ultimate value of your investment in this Product depends on the future**

performance of the market. The future market situation is uncertain and it is not possible to predict exactly how it will develop. The scenarios shown, unfavourable, moderate and favourable, are illustrations using the worst, average and best outcome of the Product. The scenarios presented are illustrations based on past performance and certain assumptions. In the future, the markets may evolve in a very different way. The stress scenario shows how much money you can recover in extreme market conditions. The scenarios presented here show what results your investment could produce. You can compare them with scenarios for other derivatives. Buying this product means that you believe the price of the underlying will rise. Your maximum loss would be the loss of all your invested funds.

Recommended holding period: None

Example investment: 10.000 EUR (nominal value of the position)⁵

If the investor closes the position after 1 year

The table shows the amounts of profit or loss that an investment can generate in 1 year under different scenarios, assuming an investment of €10,000 (nominal value)

SCENARIOS		AAPL.US
Stress	What you might get back after costs Average return on investment	- 10 840 EUR -208%
Unfavourable	What you might get back after costs Average return on investment	- 5 200 EUR -152%
Moderate	What you might get back after costs Average return on investment	-2 040 EUR -120%
Favourable	What you might get back after costs Average return on investment	2 860 EUR -71%

Information on return terms for individual investors or built-in performance restrictions. There are no extraordinary costs involved in exiting an investment in the Product. The Product has no upper return spreads for the investor. **A statement that the tax rules of the individual investor's home Member State may affect the amount actually payable.** The tax rules of the individual investor's home Member State may affect the amount actually payable.

WHAT HAPPENS IF XTB IS UNABLE TO PAY OUT?

XTB is a participant in the compensation scheme of the Krajowy Depozyt Papierów Wartościowych S.A. guaranteeing the safety of investors' assets. In the event of default due to XTB's insolvency, all clients are entitled to compensation for the value of lost financial instruments accumulated in XTB up to the amount specified in applicable law. The possible loss of the investor resulting from a wrong investment decision is not covered by the compensation or guarantee system for investors. As at the date of this information, the maximum amount of compensation is the PLN equivalent of EUR 3,000 in 100% of the value of the funds covered by the compensation scheme and 90% of the excess over this amount, with the proviso that the upper limit of the funds covered by the compensation scheme is the PLN equivalent of EUR 22,000. In addition, the investor retains the right to pursue its claims from the bankruptcy estate, the sanation estate or the brokerage house in excess of the amount specified above. The supervision of the entire compensation scheme and its participants is exercised by the Polish Financial Supervision Authority (KNF).

WHAT ARE THE COSTS?

Costs over Time

The tables show the amounts that are taken from investments to cover different types of costs. These amounts depend on the investment amount and the holding period of the Product. The amounts shown are illustrations based on a sample investment amount and different investment periods.

We assumed, that:

- invested amount: 10.000 EUR (nominal value of the position)
- product results are consistent with the stated holding period

If the position is closed after 1 year:

- total costs: 1028 EUR
- annual cost impact: 10.28 %

⁵ potential return (average annual return on investment) is calculated as a percentage of the reference amount (nominal value), i.e.: (net profit or loss)/reference amount -1 in accordance with the formula from Commission Delegated Regulation (EU) 2021/2268

COMPOSITION OF COSTS

One-off costs upon entry or exit		
Entry costs	None	0 %
Exit costs	None.	0 %

ONGOING COSTS

Management fees and other administrative or operating costs	Financial costs – a fee related to the financing of the position, charged when the position is held for another day. The calculation method is presented in the Swap Points and financial costs Table.	9.95 %
Transaction cost	Spread value. Calculated when opening and closing a position	0.03%
Transaction cost	Margin included in the price of the instrument , depending on the value of the transaction. Calculated at the opening and closing of the position.	0.30%

INCIDENTAL COSTS TAKEN UNDER SPECIFIC CONDITIONS

Performance fees	None	0 %
------------------	------	-----

HOW LONG SHOULD I HOLD THE PRODUCT AND CAN I TAKE MONEY OUT EARLIER?

The investor can terminate the investment in the Product at any time. Such a decision is not related to any extraordinary costs, other than standard cost of closing the position.

Recommended holding period: None

The investor determines the term of Product holding individually.

Deadline for withdrawing from the contract

The Investor may withdraw from the transaction on the Product by submitting a declaration of withdrawal, if the transaction on the Product was concluded at an incorrect price and XTB confirms the error based on the prices of a specified number of reference institutions. Detailed rules, including the deadline for withdrawing from the transaction concluded at the erroneous price and the method of determining the erroneous price are set out in the Regulations for the provision of services.

Early disposal

The investor independently determines the period of Product ownership. The Product does not have a specific holding period, and closing the position does not result in extraordinary fees and penalties and does not change the risk profile of the Product. It is possible to close a position during Product trading hours.

Consequences of cashing in before the end of the investment period or the end of the recommended holding period.

The investor can end the investment at any time. Such a decision does not involve any extraordinary costs.

HOW CAN I COMPLAIN?

The investor can submit a complaint to XTB regarding the Products and services offered by XTB. Complaints regarding services provided by XTB can be lodged exclusively: (1) in person at the head office of XTB, (2) by telephone, calling: +48 22 273 99 50, (3) electronically, using the on-line form available in the investor's room and (4) by correspondence, using the dedicated form sent to the address of the seat of XTB. Detailed rules regarding review of complaints are specified in the Regulation for the provision of services. Detailed information regarding the method and principles of lodging the complains are available in the Complaint Lodging Instructions published on: <https://www.xtb.com/pl/oferta/informacje-o-rachunku/informacje-prawne/regulaminy-wzory-dokumentow>".

OTHER RELEVANT INFORMATION

All additional documents containing comprehensive information regarding the product, including detailed information

KEY INFORMATION DOCUMENT

ETF CFD



PURPOSE

This document provides you with key information on about this investment product. It is not marketing material. The information is required by law to help you understand the nature, risk, costs, potential gains and losses of this product and to help you compare it with other products.

PRODUCT

Name of the product: Contract for difference (CFD) based on the ETF, hereinafter "Product".

Name of the PRIIP manufacturer: XTB S.A. ul. Prosta 67, 00-838 Warsaw, Poland, hereinafter "XTB".

ISIN/UIP: Not applicable

Website: www.xtb.com

Additional information/telephone number : For more information please call : +48 22 2019550

For supervising XTB S.A. in relation to this key information document is: Komisja Nadzoru Finansowego, ul. Piękna 20, 00-549 Warsaw, Poland.

Date of Key Information document: 1 December 2017

Date of last amendment of this document: April 2025

You are about to purchase a product that is not simple and may be difficult to understand

WHAT IS THIS PRODUCT?

TYPE

A derivative in the form of the contract for difference (CFD). The product uses a financial leverage mechanism. The product allows the client to speculate on the increases and decreases in the prices of ETFs. The client may open a long position if they believe that the price of the underlying asset will increase or a short position, if the client believes that the price of the underlying asset will fall.

TERM

Product does not have a recommended holding period, and the investor may terminate the investment in the Product at any time. Such decision does not involve any extraordinary costs, other than the standard costs of closing the position.

OBJECTIVES AND MEASURES TO ACHIEVE THESE OBJECTIVES

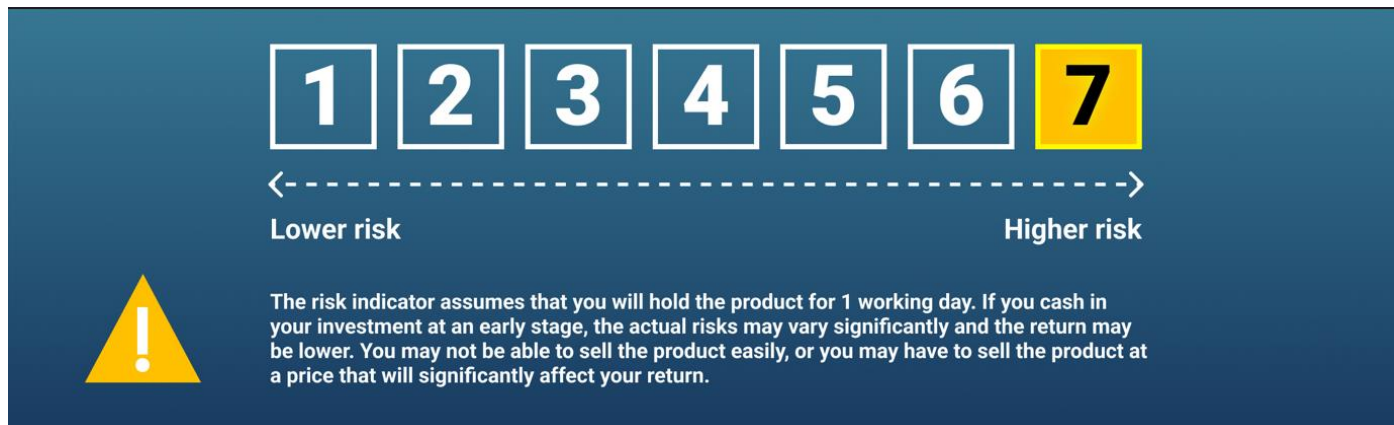
The purpose of the Product is to enable the client to derive benefits from changes in the price of the underlying instrument without owning it. The rate of return on the Product investment depends on the opening price and the closing price of the position. The Product reflects the changes of prices of the underlying instruments it is based on. The profit and risk profiles for this product are symmetric. When opening a transaction on the Product, the Investor makes a deposit. Assuming that the value of the account is equal to the deposit made, investor cannot lose more than the value of the deposit. Maturity 1 year.

TARGET INDIVIDUAL INVESTOR

The Product is not appropriate for every investor. The Product is intended for an individual investor who understands the mechanism of derivatives and risk associated with them. The investor shall have the ability to bear possible loss up to the total invested amount also in the short term. The Product might be used for investment purposes, speculative trading, portfolio diversification and hedging of exposure of an underlying asset.

WHAT ARE THE RISKS AND WHAT COULD I GET IN RETURN?

RISK INDICATOR



The risk indicator assumes that you will hold the product for 1 working day. If you cash in your investment at an early stage, the actual risks may vary significantly and the return may be lower. You may not be able to sell the product easily, or you may have to sell the product at a price that will significantly affect your return. The overall risk index is an indication of the level of risk of this Product compared to other Products. It shows how likely you are to lose money on the Product due to market changes or as a result of us not being able to pay You. We have classified this product as 7 out of 7, which is the highest risk class. This means that the potential loss as a result of future performance is rated as very high and poor market conditions are likely to affect our ability to pay you money. **Be aware of currency risk. You may receive payments in a different currency, so the final return you obtain depends on the exchange rate of the two currencies. This risk is not included in the indicator presented above.** Additional payments may be required from you in certain circumstances to cover losses. **The total loss you may incur may exceed the amount invested.** This Product does not include any protection against future market performance, so you may lose part or all of your money investment. If we (us) are unable to pay you the amount due, you may lose your entire investment. However, you can make use of the consumer protection scheme (see section "What happens if XTB is unable to pay you out?"). This protection is not included in the indicator presented above.

PERFORMANCE SCENARIOS

The figures shown include all the costs of the product itself, but may not include all the costs you pay to your adviser or distributor. The figures do not take into account your personal tax situation, which may also affect the size of your return. **The ultimate value of your investment in this product depends on the future performance of the market. The future market situation is uncertain and it is not possible to predict exactly how it will develop. The scenarios shown,**

unfavourable, moderate and favourable, are illustrations using the worst, average and best outcome of the Product. The scenarios presented are illustrations based on past performance and certain assumptions. In the future, the markets may evolve in a very different way. The stress scenario shows how much money you can recover in extreme market conditions. The scenarios presented here show what results your investment could produce. You can compare them with scenarios for other derivatives. Buying this product means that you believe the price of the underlying will rise. Your maximum loss would be the loss of all your invested funds.

Recommended holding period: None

Example investment: 10.000 EUR (nominal value of the position)⁶

If the investor closes the position after 1 year

The table shows the amounts of profit or loss that an investment can generate in 1 year under different scenarios, assuming an investment of €10,000 (nominal value)

SCENARIOS		VXX.US
Stress	What you might get back after costs Average annual return on investment	- 10 950 EUR -209%
Unfavourable	What you might get back after costs Average annual return on investment	- 8 960 EUR -190%
Moderate	What you might get back after costs Average annual return on investment	- 7 120 EUR -171%
Favourable	What you might get back after costs Average annual return on investment	3 510 EUR -135%

Information on return terms for individual investors or built-in performance restrictions. There are no extraordinary costs involved in exiting an investment in the Product. The Product has no upper return spreads for the investor. **A statement that the tax rules of the individual investor's home Member State may affect the amount actually payable.** The tax rules of the individual investor's home Member State may affect the amount actually payable.

WHAT HAPPENS IF XTB IS UNABLE TO PAY OUT?

XTB is a participant in the compensation scheme of the Krajowy Depozyt Papierów Wartościowych S.A. guaranteeing the safety of investors' assets. In the event of default due to XTB's insolvency, all clients are entitled to compensation for the value of lost financial instruments accumulated in XTB up to the amount specified in applicable law. The possible loss of the investor resulting from a wrong investment decision is not covered by the compensation or guarantee system for investors. As at the date of this information, the maximum amount of compensation is the PLN equivalent of EUR 3,000 in 100% of the value of the funds covered by the compensation scheme and 90% of the excess over this amount, with the proviso that the upper limit of the funds covered by the compensation scheme is the PLN equivalent of EUR 22,000. In addition, the investor retains the right to pursue its claims from the bankruptcy estate, the sanation estate or the brokerage house in excess of the amount specified above. The supervision of the entire compensation scheme and its participants is exercised by the Polish Financial Supervision Authority (KNF).

WHAT ARE THE COSTS?

Costs over Time

The tables show the amounts that are taken from investments to cover different types of costs. These amounts depend on the investment amount and the holding period of the Product. The amounts shown are illustrations based on a sample investment amount and different investment periods.

We assumed, that:

- invested amount: 10.000 EUR (nominal value of the position)
- product results are consistent with the stated holding period

If the position is closed after 1 year:

- total costs: 1028 EUR
- annual cost impact: 10.28%

⁶ potential return (average annual return on investment) is calculated as a percentage of the reference amount (nominal value), i.e.: (net profit or loss)/reference amount -1 in accordance with the formula from Commission Delegated Regulation (EU) 2021/2268

COMPOSITION OF COSTS

One-off costs upon entry or exit		
Entry costs	None	0 %
Exit costs	None.	0 %

ONGOING COSTS

Management fees and other administrative or operating costs	Financial costs – a fee related to the financing of the position, charged when the position is held for another day. The calculation method is presented in the Swap Points and financial cost Table.	9.95%
Transaction cost	Spread value. Calculated when opening and closing a position.	0.03%
Transaction cost	Margin included in the price of the instrument , depending on the value of the transaction. Calculated at the opening and closing of the position.	0.30%

INCIDENTAL COSTS TAKEN UNDER SPECIFIC CONDITIONS

Performance fees	None	0%
------------------	------	----

HOW LONG SHOULD I HOLD THE PRODUCT AND CAN I TAKE MONEY OUT EARLIER?

The investor can terminate the investment in the Product at any time. Such a decision is not related to any extraordinary costs, other than standard cost of closing the position.

Recommended holding period: None

The investor determines the term of Product holding individually.

Deadline for withdrawing from the contract

The Investor may withdraw from the transaction on the Product by submitting a declaration of withdrawal, if the transaction on the Product was concluded at an incorrect price and XTB confirms the error based on the prices of a specified number of reference institutions. Detailed rules, including the deadline for withdrawing from the transaction concluded at the erroneous price and the method of determining the erroneous price are set out in the Regulations for the provision of services.

Early disposal

The investor independently determines the period of Product ownership. The Product does not have a specific holding period, and closing the position does not result in extraordinary fees and penalties and does not change the risk profile of the Product. It is possible to close a position during Product trading hours.

Consequences of cashing in before the end of the investment period or the end of the recommended holding period.

The investor can end the investment at any time. Such a decision does not involve any extraordinary costs.

HOW CAN I COMPLAIN?

The investor can submit a complaint to XTB regarding the Products and services offered by XTB. Complaints regarding services provided by XTB can be lodged exclusively: (1) in person at the head office of XTB, (2) by telephone, calling: +48 22 273 99 50, (3) electronically, using the on-line form available in the investor's room and (4) by correspondence, using the dedicated form sent to the address of the seat of XTB. Detailed rules regarding review of complaints are specified in the Regulation for the provision of services. Detailed information regarding the method and principles of lodging the complains are available in the Complaint Lodging Instructions published on: <https://www.xtb.com/pl/oferta/informacje-o-rachunku/informacje-prawne/regulaminy-wzory-dokumentow>".

OTHER RELEVANT INFORMATION

All additional documents containing comprehensive information regarding the product, including detailed information regarding fees and product features, are presented on the website (including sub-pages): "<https://www.xtb.com/pl/oferta/informacje-o-rachunku/>".

KEY INFORMATION DOCUMENT

ETF, ETC, ETN



Date of last amendment of this document: September 2025

- ETF (Exchange Traded Funds) is an investment fund that replicates an index of stocks or bonds and is labelled as an ETF, meaning it can be traded freely in the EU. In addition, it is a fund in which at least one unit or class of shares is traded throughout the day on at least one trading venue and with the participation of at least one market maker who takes steps to ensure that the value of units or shares on a given trading venue does not differ materially from their net asset value, and, where applicable, on their indicative net asset values.

- ETN (Exchange Traded Note) is a debt financial instrument whose units are listed on regulated markets and are subject to regular creation and redemption. The valuation of the ETN tracker is based on the reference index. The correlation of the rate of return with the reference index is achieved through the use of derivatives such as swaps backed by a basket of securities. An investment in an ETN may carry the risk of the issuer's insolvency due to the lack of separation of the fund's assets from the assets of the entity managing it.

- ETC (Exchange Traded Commodity) is a debt financial instrument, the units of which are listed on regulated markets and are subject to regular creation and redemption. The valuation of the ETC tracker is based on the reference index. Correlation with the benchmark index is achieved through the fund's purchase or of commodities such as commodities or precious metals, or through the use of derivatives such as swaps backed by a basket of securities. An investment in ETC may carry the risk of the issuer's insolvency if the fund's assets are not separated from the assets of the entity managing it.

In accordance with European Union regulations, ETF, ETC, ETN Issuers will have to issue Key Investor Information ("KID") for all ETFs, ETCs and ETNs. KID provides summary information regarding the ETF, ETC, ETN in order to help investors decide on investing in ETF, ETC, ETN. The Directive requires that KID are made available to investors for the relevant ETF, ETC, ETN before the investment. Below there is a list of ETF, ETC, ETN providers that are available through XTB along with links to websites in order to help investors obtain the appropriate KID. XTB is not an ETF, ETC, ETN issuer and therefore does not create KID for these products.

Investors should note that ETF, ETC, ETN products are not covered by any protection or guarantee of capital, and therefore investors should not invest in such products unless they are able to incur losses up to the full amount of capital invested. The value of ETF, ETC, ETN may go down as well as up, and past results are not a reliable indicator of the future results. Investments in ETF, ETC, ETN involves risk. In order to be better informed on related risks, familiarise yourself with the relevant information on risk in KID of each providers and other information documents.

In the following table there are links to the websites of ETF's, ETC's, ETN's issuers, where the necessary information concerning investments in ETF, ETC, ETN instruments are published as well as their classification considering above-mentioned groups.

No.	Symbol	Description	Link
1	36B3.DE	iShares MSCI Europe SRI UCITS ETF (Dist EUR)	KID
2	4BRZ.DE	iShares MSCI Brazil UCITS ETF (Acc USD)	KID
3	4GLD.DE	Deutsche Boerse Commodities GmbH Xetra-Gold® Bearer Notes ETC (EUR)	KID
4	5MVL.DE	iShares Edge MSCI EM ValueFactor UCITS ETF (Acc EUR)	KID
5	AASI.FR	Amundi Msci EM Asia UCITS ETF (Acc EUR)	KID
6	AGED.UK	iShares Ageing Population UCITS ETF (Acc USD)	KID
7	AGGG.UK	iShares Core Global Aggregate Bond UCITS ETF (Dist USD)	KID
8	AGGU.UK	iShares Core Global Aggregate Bond UCITS ETF (Acc USD)	KID

9	AIGI.UK	WistomTree Industrial Metals ETC (USD)	KID
10	AMEM.DE	Amundi MSCI Emerging Markets UCITS ETF (Acc EUR)	KID
11	ASI.FR	Lyxor MSCI China ESG Leaders Extra ETF (Acc EUR)	KID
12	AYEM.DE	iShares MSCI EM IMI ESG Screened UCITS ETF (Acc EUR)	KIID
13	AYEP.DE	iShares Asia Property Yield UCITS ETF (Acc EUR)	KID
14	BATT.NL	L&G Battery Value-Chain UCITS ETF (Acc EUR)	KID
15	BCHN.UK	Invesco Elwood Global Blockchain UCITS ETF (Acc USD)	KID
16	BNK.FR	Lyxor Stoxx European 600 Banks UCITS ETF (Acc EUR)	KID
17	BNKE.FR	Lyxor Euro Stoxx Banks UCITS ETF (Acc EUR)	KID
18	BX4.FR	Lyxor CAC 40 Daily Double Short UCITS ETF (Acc EUR)	KIID
19	BXX.FR	Lyxor Euro Stoxx 50 Daily 2X Inverse UCITS ETF (Acc EUR)	KID
20	C40.FR	Amundi CAC 40 ESG UCITS DR ETF (Acc EUR)	KID
21	C50.FR	Amundi Euro Stoxx 50 UCITS ETF (Acc EUR)	KID
22	CAC.FR	Lyxor CAC 40 UCITS ETF (Dist EUR)	KID
23	CBU0.UK	iShares USD Treasury Bond 7-10yr UCITS ETF (Acc USD)	KID
24	CCAU.UK	iShares MSCI Canada UCITS ETF (Acc USD)	KID
25	CEBB.DE	iShares MSCI Russia ADR/GDR UCITS ETF (Acc EUR)	KIID
26	CEMS.DE	iShares Edge MSCI Europe Value Factor UCITS ETF (Acc EUR)	KID
27	CEU1.UK	iShares Core MSCI EMU UCITS ETF (Acc GBP)	KID
28	CIND.UK	iShares DowJones Industrial Avg UCITS ETF (Acc USD)	KID
29	CNDX.UK	iShares NASDAQ 100 UCITS ETF (Acc USD)	KID
30	CNYA.DE	iShares MSCI China A UCITS ETF (Acc EUR)	KID
31	CNYB.DE	iShares China CNY Bond UCITS ETF (Dist EUR)	KID
32	CORP.UK	iShares Global Corp Bond UCITS ETF (Dist USD)	KID
33	CRUD.UK	WisdomTree WTI Crude Oil ETC (USD)	KID
34	CSPX.UK	iShares Core S&P 500 UCITS ETF (Acc USD)	KID
35	DAXEX.DE	iShares Core DAX UCITS ETF (Acc EUR)	KID
36	DBPG.DE	Xtrackers S&P 500 2x Leveraged Daily Swap UCITS ETF (Acc EUR)	KID
37	DGTL.UK	iShares Digitalisation UCITS ETF (Acc USD)	KID
38	DPYA.UK	iShares DevelopedMarketsPropYld UCITS ETF (Acc USD)	KID
39	DPYE.UK	iShares DevelopedMarketsPropYld UCITS ETF (Acc EUR)	KID
40	DSB.FR	Lyxor Bund Daily -2x Inverse UCITS ETF (Acc EUR)	KID
41	DSD.FR	Lyxor Daily Shortdax X2 UCITS ETF (Acc EUR)	KIID
42	DSP5.FR	Lyxor S&P 500 Daily -2x Inverse UCITS ETF (Acc EUR)	KID
43	DTLA.UK	iShares USD Treasury Bond 20+yr UCITS ETF (Acc USD)	KID
44	DXS3.DE	Xtrackers S&P 500 Inverse Daily Swap UCITS ETF (Acc EUR)	KID
45	ECAR.UK	iShares Elctrc Vehcls andDrivngTch UCITS ETF (Acc USD)	KID
46	EDM4.DE	iShares MSCI EMU ESG Enhanced UCITS ETF (Acc EUR)	KID
47	EGLN.UK	iShares Physical Gold ETC (EUR)	KID

48	EIMI.UK	iShares Core MSCI EM IMI UCITS ETF (Acc USD)	KID
49	EIMU.UK	iShares Core MSCI EM IMI UCITS ETF (Dist USD)	KID
50	EMEC.DE	BNPP Easy ECPI Circular Economy Leaders Track Classic UCITS ETF (Acc EUR)	KID
51	EMIM.UK	iShares Core MSCI EM IMI UCITS ETF (Acc GBP)	KID
52	EMMV.UK	iShares Edge MSCI EM Minimum Volatility UCITS ETF (Acc USD)	KID
53	EQQQ.UK	Invesco EQQQ NASDAQ-100 UCITS ETF (Dist GBP)	KID
54	ESD.FR	Bnp Paribas Easy S&P 500 UCITS ETF (Acc USD)	KID
55	ETDD.FR	Bnp Paribas Easy Euro Stoxx 50 UCITS ETF (Acc EUR)	KID
56	ETFBM40TR.PL	Beta ETF mWIG40TR Portfelowy FIZ (Acc PLN)	KID
57	ETFBNDXPL.PL	BETA ETF NASDAQ-100 PLN Hedged Portfelowy FIZ ETF (Acc PLN)	KID
58	ETFBS80TR.PL	Beta ETF sWIG80TR Portfelowy FIZ (Acc PLN)	KID
59	ETFBSPXPL.PL	BETA ETF S&P 500 PLN-HEDGED PORTFELOWY FIZ (Acc PLN)	KID
60	ETFBTBSP.PL	BETA ETF TBSP Portfelowy FIZ (Acc PLN)	KID
61	ETFBW20LV.PL	BETA ETF WIG20LEV Portfelowy FIZ (Acc PLN)	KIID
62	ETFBW20ST.PL	BETA ETF WIG20short Portfelowy FIZ (Acc PLN)	KID
63	ETFBW20TR.PL	Beta ETF WIG20TR Portfelowy FIZ (Acc PLN)	KID
64	ETFBWTECH.PL	BETA ETF WIGtech Portfelowy FIZ (Acc PLN)	KID
65	EUN0.DE	iShares Edge MSCI Europe Minimum Volatility UCITS ETF (Acc EUR)	KID
66	EUN2.DE	iShares EURO STOXX 50 UCITS ETF (Dist EUR)	KID
67	EUN5.DE	iShares Core EUR Corp Bond UCITS ETF (Dist EUR)	KID
68	EUNA.DE	iShares Core Global Aggregate Bond UCITS ETF (Acc EUR)	KID
69	EUNH.DE	iShares Core EUR Govt Bond UCITS ETF (Dist EUR)	KID
70	EUNL.DE	iShares Core MSCI World UCITS ETF (Acc EUR)	KID
71	EUNW.DE	iShares EUR High Yield Corp Bond UCITS ETF (Dist EUR)	KID
72	EXH4.DE	iShares STOXX Europe 600 Ind Goods & Serv UCITS ETF (Dist EUR)	KID
73	FLOA.UK	iShares USD Floating Rate Bond UCITS ETF (Acc USD)	KID
74	FLOT.UK	iShares USD Floating Rate Bond UCITS ETF (Dist USD)	KID
75	GDX.UK	VanEck Gold Miners UCITS ETF (Acc USD)	KID
76	GDXJ.UK	VanEck Junior Gold Miners UCITS ETF (Acc USD)	KID
77	GLDV.UK	SPDR S&P Gbl Div Aristocrats UCITS ETF (Dist USD)	KID
78	GMVM.DE	VanEck Morningstar US Sustainable Wide Moat UCITS ETF (Acc EUR)	KID
79	GRE.FR	Lyxor FTSE Athex Large Cap UCITS ETF (Dist EUR)	KID
80	HEAL.UK	iShares Healthcare Innovation UCITS ETF (Acc USD)	KID
81	HMAD.UK	HSBC MSCI AC FAR EAST EX JAPAN UCITS ETF (Acc USD)	KID
82	HRUD.UK	HSBC MSCI RUSSIA CAPPED UCITS ETF (Dist USD)	KIID
83	HSI.FR	Lyxor Hong Kong HSI UCITS ETF (Dist EUR)	KID
84	HTWO.UK	L&G Hydrogen Economy UCITS ETF (Acc USD)	KID
85	IAPD.NL	iShares Asia Pacific Dividend UCITS ETF (Dist EUR)	KID
86	IAPD.UK	iShares Asia Pacific Dividend UCITS ETF (Dist USD)	KID

87	IASP.UK	iShares Asia Property Yield UCITS ETF (Dist GBP)	KID
88	IAUP.UK	iShares Gold Producers UCITS ETF (Acc USD)	KID
89	IBC4.DE	iShares MSCI South Africa UCITS ETF (Acc EUR)	KID
90	IBC5.DE	iShares \$ TIPS UCITS ETF (Acc EUR)	KID
91	IBC6.DE	iShares MSCI Australia UCITS ETF (Acc EUR)	KID
92	IBCD.DE	iShares USD Corp Bond UCITS ETF (Dist EUR)	KID
93	IBCI.DE	iShares InflationLinkedGovtBd UCITS ETF (Acc EUR)	KID
94	IBCI.DE	iShares MSCI Poland UCITS ETF (Acc EUR)	KID
95	IBCK.DE	iShares Edge S&P 500 Minimum Volatility UCITS ETF (Acc EUR)	KID
96	IBCX.NL	iShares EUR Corp Bond Large Cap UCITS ETF (Dist EUR)	KID
97	IBCZ.DE	iShares Edge MSCI World Multifactor UCITS ETF (Acc EUR)	KID
98	IBEXA.ES	Lyxor IBEX 35 Doble Apalancado Diario UCITS ETF (Acc EUR)	KID
99	IBTA.UK	iShares USD Treasury Bond 1-3yr UCITS ETF Acc USD)	KID
100	IBTE.UK	iShares USD Treasury Bond 1-3yr UCITS ETF (Acc EUR)	KID
101	IBZL.NL	iShares MSCI Brazil UCITS ETF (Dist EUR)	KID
102	ICHN.NL	iShares MSCI China UCITS ETF (Acc USD)	KID
103	ICOM.UK	iShares Diversified Commodity Swap UCITS ETF (Acc USD)	KID
104	IDIN.UK	iShares Global Infrastructure UCITS ETF (Dist USD)	KID
105	IDNA.UK	iShares MSCI North America UCITS ETF (Dist USD)	KID
106	IDTL.UK	iShares USD Treasury Bond 20+yr UCITS ETF (Dist USD)	KID
107	IDTM.UK	iShares USD Treasury Bond 7-10yr UCITS ETF (Dist USD)	KID
108	IDTP.UK	iShares USD TIPS UCITS ETF (Acc USD)	KID
109	IDUP.UK	iShares US Property Yield UCITS ETF (Dist USD)	KID
110	IDUS.UK	iShares S&P 500 UCITS ETF (Dist USD)	KID
111	IDVY.NL	iShares Euro Dividend UCITS ETF (Dist EUR)	KID
112	IDWP.UK	iShares Developed Markets Property Yield UCITS ETF (Dist USD)	KID
113	IEAC.UK	iShares Core EUR Corp Bond UCITS ETF (Dist EUR)	KID
114	IEDY.UK	iShares EM Dividend UCITS ETF (Dist USD)	KID
115	IEMB.UK	iShares J.P. Morgan USD EM Bond UCITS ETF (Dist USD)	KID
116	IEML.UK	iShares JP Morgan EM Local Government Bond UCITS ETF (Dist USD)	KID
117	IEVL.UK	iShares Edge MSCI Europe Value Factor UCITS ETF (Acc EUR)	KID
118	IFFF.UK	iShares MSCI AC FarEast ex-Japan UCITS ETF (Dist GBP)	KID
119	IGLN.UK	iShares Physical Gold ETC (USD)	KID
120	IGLT.UK	iShares Core UK Gilts UCITS ETF (Dist GBP)	KID
121	IH2O.UK	iShares Global Water UCITS ETF (Dist GBP)	KID
122	IHYG.UK	iShares EUR High Yield Corp Bond UCITS ETF (Dist EUR)	KID
123	IHZU.UK	iShares USD High Yield Corp Bond UCITS ETF (Dist USD)	KID
124	IJPD.UK	iShares MSCI Japan USD Hedged UCITS ETF (Acc USD)	KID
125	IMAE.NL	iShares Core MSCI Europe UCITS ETF (Acc EUR)	KID

126	INR.FR	Lyxor MSCI India UCITS ETF (Acc EUR)	KID
127	IOGP.UK	iShares Oil & Gas Exploration & Production UCITS ETF (Acc USD)	KID
128	IPDM.UK	iShares Physical Palladium ETC (USD)	KID
129	IPLT.UK	iShares Physical Platinum ETC (USD)	KID
130	IPOL.UK	iShares MSCI Poland UCITS ETF (Acc USD)	KID
131	IPRE.DE	iShares European Property Yield UCITS ETF (Acc EUR)	KID
132	IPRP.NL	iShares European Property Yield UCITS ETF (Dist EUR)	KID
133	IPRV.UK	iShares Listed Private Equity UCITS ETF (Dist GBP)	KID
134	IQQ0.DE	iShares Edge MSCI World Minimum Volatility UCITS ETF (Acc EUR)	KID
135	IQQ6.DE	iShares Developed Markets Property Yield UCITS ETF (Dist EUR)	KID
136	IQQH.DE	iShares Global Clean Energy UCITS ETF (Dist EUR)	KID
137	IQQQ.DE	iShares Global Water UCITS ETF (Dist EUR)	KID
138	IQQW.DE	iShares MSCI World UCITS ETF (Dist EUR)	KID
139	ISOE.DE	iShares Gold Producers UCITS ETF (Acc EUR)	KID
140	IS31.DE	iShares Edge S&P 500 Minimum Volatility UCITS ETF (Acc EUR)	KID
141	IS3N.DE	iShares Core MSCI EM IMI UCITS ETF (Acc EUR)	KID
142	IS3Q.DE	iShares Edge MSCI Wld Qual Factor UCITS ETF (Acc EUR)	KID
143	IS3R.DE	iShares Edge MSCI World Momentum Factor UCITS ETF (Acc EUR)	KID
144	IS3S.DE	iShares Edge MSCI World Value Factor UCITS ETF (Acc EUR)	KID
145	ISAC.UK	iShares MSCI ACWI UCITS ETF (Acc USD)	KID
146	ISAG.UK	iShares Agribusiness UCITS ETF (Acc USD)	KID
147	ISDE.UK	iShares MSCI EM Islamic UCITS ETF (Dist USD)	KID
148	ISF.UK	iShares Core FTSE 100 UCITS ETF (Dist GBP)	KID
149	ISLN.UK	iShares Physical Silver ETC (USD)	KID
150	ITKY.NL	iShares MSCI Turkey UCITS ETF (Dist EUR)	KID
151	IUAA.UK	iShares US Aggregate Bond UCITS ETF (Acc USD)	KID
152	IUAG.UK	iShares US Aggregate Bond UCITS ETF (Dist USD)	KID
153	IUCD.UK	iShares S&P 500 Consumer Discretionary Sector UCITS ETF (Acc USD)	KID
154	IUCM.UK	iShares S&P 500 Communication Sector UCITS ETF (Acc USD)	KID
155	IUCS.UK	iShares S&P 500 Cons Staples Sec UCITS ETF (Acc USD)	KID
156	IUES.UK	iShares S&P 500 Energy Sector UCITS ETF (Acc USD)	KID
157	IUFS.UK	iShares S&P 500 Financials Sector UCITS ETF (Acc USD)	KID
158	IUHC.UK	iShares S&P 500 Health Care Sector UCITS ETF (Acc USD)	KID
159	IUIT.UK	iShares S&P 500 Information Technology Sector UCITS ETF (Acc USD)	KID
160	IUKD.UK	iShares UK Dividend UCITS ETF (Dist GBP)	KID
161	IUKP.UK	iShares UK Property UCITS ETF (Dist GBP)	KID
162	IUS7.DE	iShares J.P. Morgan USD EM Bond UCITS ETF (Dist EUR)	KID
163	IUSA.DE	iShares S&P 500 UCITS ETF (Dist EUR)	KID
164	IUSA.UK	iShares S&P 500 UCITS ETF (Dist GBP)	KID

165	IUSE.UK	iShares S&P 500 EUR Hedged UCITS ETF (Acc EUR)	KID
166	IUSM.DE	iShares USD Treasury Bond 7-10yr UCITS ETF (Dist EUR)	KID
167	IUSN.DE	iShares Msci World Small Cap UCITS ETF (Acc EUR)	KID
168	IUUS.UK	iShares S&P 500 Utilities Sector UCITS ETF (Acc USD)	KID
169	IWDA.UK	iShares Core MSCI World UCITS ETF (Acc USD)	KID
170	IWDP.UK	iShares Developed Markets Property Yield UCITS ETF (Dist GBP)	KID
171	IWMO.UK	iShares Edge MSCI World Momentum Factor UCITS ETF (Acc USD)	KID
172	IWQU.DE	iShares Edge MSCIWorld Qlty Factor UCITS ETF (Acc EUR)	KIID
173	IWRD.UK	iShares MSCI World UCITS ETF (Dist GBP)	KID
174	JPEA.UK	iShares J.P. Morgan USD EM Bond UCITS ETF (Acc USD)	KID
175	JPEE.UK	iShares J.P. Morgan USD EM Bond UCITS ETF (Acc EUR)	KID
176	LEM.FR	Lyxor MSCI Emerging Markets UCITS ETF (Acc EUR)	KID
177	LOCK.UK	iShares Digital Security UCITS ETF (Acc USD)	KID
178	LQDA.UK	iShares USD Corp Bond UCITS ETF (Acc USD)	KID
179	LQDE.UK	iShares USD Corp Bond UCITS ETF (Dist USD)	KID
180	LQQ.FR	Lyxor Nasdaq-100 Daily Leveraged UCIST ETF (Acc EUR)	KID
181	LTAM.NL	iShares MSCI EM Latin America UCITS ETF (Dist EUR)	KID
182	LTM.FR	Lyxor MSCI EM Latin America UCITS ETF (Acc EUR)	KID
183	LVC.FR	Lyxor CAC 40 Daily 2X Leveraged UCITS ETF (Acc EUR)	KID
184	LVO.NL	Lyxor S&P 500 VIX Futures Enhanced Roll UCITS ETF (Acc EUR)	KID
185	LYPG.DE	Lyxor MSCI World Information Technology TR UCITS ETF (Acc EUR)	KID
186	LYXI.DE	Lyxor MSCI Indonesia UCITS ETF (Acc EUR)	KID
187	LYXIB.ES	Lyxor IBEX35 UCITS ETF (Dist EUR)	KID
188	MDAXEX.DE	iShares MDAX UCITS ETF (Acc EUR)	KID
189	MIDD.UK	iShares FTSE 250 UCITS ETF (Dist GBP)	KID
190	MSE.FR	Lyxor Euro Stoxx 50 UCITS ETF (Dist EUR)	KID
191	MTD.FR	Lyxor Euro Government Bond 7-10Y UCITS ETF (Acc EUR)	KID
192	NGAS.UK	WisdomTree Natural Gas ETC (USD)	KID
193	OD7F.DE	WisdomTree WTI Crude Oil ETC (EUR)	KID
194	QDIV.UK	iShares MSCI USA Quality Dividend UCITS ETF (Dist USD)	KID
195	QDVE.DE	iShares S&P 500 Information Technology Sector UCITS ETF (Acc EUR)	KID
196	QDVI.DE	iShares Edge MSCI USA Value Factor UCITS ETF (Acc EUR)	KID
197	R2US.UK	SPDR Russell 2000 U.S. Small Cap UCITS ETF (Acc USD)	KID
198	RBOT.UK	iShares Automation & Robotics UCITS ETF (Acc USD)	KID
199	ROAI.DE	Lyxor MSCI Robotics & AI UCITS ETF (Acc EUR)	KID
200	RUS.FR	Lyxor Russia Dow Jones Russia UCITS ETF (Acc EUR)	KIID
201	SBIO.UK	Invesco NASDAQ Biotech UCITS ETF (Acc USD)	KID
202	SDIA.UK	iShares USD Short Duration Corp Bond UCITS ETF (Acc USD)	KID
203	SJPA.UK	iShares Core MSCI Japan IMI UCITS ETF (Acc GBP)	KID

204	SMC.FR	SPDR MSCI Europe Small Cap UCITS ETF (Acc EUR)	KID
205	SPY4.DE	SPDR S&P 400 US Mid Cap UCITS ETF (Acc EUR)	KID
206	SPY4.UK	SPDR S&P 400 US Mid Cap UCITS ETF (Acc USD)	KID
207	SPY5.UK	SPDR S&P 500 UCITS ETF (Dist USD)	KID
208	SPYD.DE	SPDR S&P US Dividend Aristocrats UCITS ETF (Dist EUR)	KID
209	SPYW.DE	SPDR S&P Euro Dividend Aristocrats UCITS ETF (Dist EUR)	KID
210	STZ.FR	SPDR MSCI Europe Financials UCITS ETF (Acc EUR)	KID
211	SUAS.UK	iShares MSCI USA SRI UCITS ETF (Acc USD)	KID
212	SUSM.UK	iShares MSCI EM SRI UCITS ETF (Acc USD)	KID
213	SUSW.UK	iShares MSCI World SRI UCITS ETF (Acc EUR)	KID
214	SUWS.UK	iShares MSCI World SRI UCITS ETF (Dist USD)	KID
215	SWRD.UK	SPDR MSCI World UCITS ETF (Acc USD)	KID
216	SX3PEX.DE	iShares STOXX Europe 600 Food & Beverage UCITS ETF (Dist EUR)	KID
217	SX5EEX.DE	iShares EURO STOXX 50 UCITS ETF (Dist EUR)	KID
218	SX6PEX.DE	iShares STOXX Europe 600 Utilities UCITS ETF (Dist EUR)	KID
219	SX8PEX.DE	iShares STOXX Europe 600 Technology UCITS ETF (Dist EUR)	KID
220	SXAPEX.DE	iShares STOXX Europe 600 Automobiles & Parts UCITS ETF (Dist EUR)	KID
221	SXDPEX.DE	iShares STOXX Europe 600 Health Care UCITS ETF (Dist EUR)	KID
222	SXEPEX.DE	iShares STOXX Europe 600 Oil & Gas UCITS ETF (Dist EUR)	KID
223	SXIPEX.DE	iShares STOXX Europe 600 Insurance UCITS ETF (Dist EUR)	KID
224	SXKPEX.DE	iShares STOXX Europe 600 Telecommunications UCITS ETF (Dist EUR)	KID
225	SXPPEX.DE	iShares STOXX Europe 600 Basic Resources UCITS ETF (Dist EUR)	KID
226	SXR0.DE	iShares Edge MSCI World Minimum Volatility UCITS ETF (Acc EUR)	KID
227	SXR1.DE	iShares Core MSCI Pacific ex-Japan UCITS ETF (Acc EUR)	KID
228	SXR2.DE	iShares MSCI Canada UCITS ETF (Acc EUR)	KID
229	SXR8.DE	iShares Core S&P 500 UCITS ETF (Acc EUR)	KID
230	SXRT.DE	iShares Core EURO STOXX 50 UCITS ETF (Acc EUR)	KID
231	SXRV.DE	iShares NASDAQ 100 UCITS ETF (Acc EUR)	KID
232	SXRW.DE	iShares CoreFTSE 100 UCITS ETF (Acc EUR)	KID
233	SXRY.DE	iShares FTSE MIB UCITS ETF (Acc EUR)	KID
234	SXTPEX.DE	iShares STOXX Europe 600 Travel & Leisure UCITS ETF (Dist EUR)	KID
235	T10G.UK	UBS Bloomberg Barclays TIPS 10+ UCITS ETF (Dist GBP)	KID
236	TDXPEX.DE	iShares Tecdax UCITS DE UCITS ETF (ACC EUR)	KID
237	TUR.FR	Lyxor MSCI Turkey UCITS ETF (Acc EUR)	KID
238	UDVD.UK	SPDR S&P Us Dividend Aristocrats UCITS ETF (Dist USD)	KID
239	USPY.DE	L&G Cyber Security UCITS ETF (Acc EUR)	KID
240	USPY.UK	L&G Cyber Security UCITS ETF (Acc USD)	KID
241	UST.FR	Lyxor Nasdaq-100 UCITS ETF (Acc EUR)	KID
242	V40A.DE	Vanguard LifeStrategy 40% Equity UCITS ETF (Acc EUR)	KID

243	V60A.DE	Vanguard LifeStrategy 60% Equity UCITS ETF (Acc EUR)	KID
244	V80A.DE	Vanguard LifeStrategy 80% Equity UCITS ETF (Acc EUR)	KID
245	VGVE.DE	Vanguard FTSE Developed World UCITS ETF (Dist EUR)	KID
246	VHYD.UK	Vanguard FTSE All-World High Dividend Yield UCITS ETF (Dist USD)	KID
247	VVSM.DE	VanEck Semiconductor UCITS ETF (Acc EUR)	KID
248	VWCE.DE	Vanguard FTSE All-World UCITS ETF (Acc EUR)	KID
249	VWCG.DE	Vanguard FTSE Developed Europe UCITS ETF (Acc EUR)	KID
250	VWRA.UK	Vanguard FTSE All-World UCITS ETF (Acc USD)	KID
251	VWRD.UK	Vanguard FTSE All-World UCITS ETF (Dist USD)	KID
252	WCLD.UK	WisdomTree Cloud Computing UCITS ETF (Acc USD)	KID
253	WIAU.UK	iShares Fallen Angels High Yield Corp Bond UCITS ETF (Acc USD)	KID
254	WING.UK	iShares Fallen Angels High Yield Corp Bond UCITS ETF (Dist USD)	KID
255	WQDV.UK	iShares MSCI World Quality Dividend UCITS ETF (Dist USD)	KID
256	WSML.UK	iShares III PLC - iShares Msci World Small Cap UCITS ETF (Acc USD)	KID
257	WTAI.UK	WisdomTree Artificial Intell UCITS ETF (Acc USD)	KID
258	XAD6.DE	DB Physical Silver ETC (EUR)	KID
259	XBAG.DE	Xtrackers MSCI Pakistan Swap UCITS ETF (Acc EUR)	KID
260	XBAS.DE	Xtrackers MSCI Singapore UCITS ETF (Acc EUR)	KID
261	XCS4.DE	Xtrackers MSCI Thailand UCITS ETF (Acc EUR)	KID
262	XCS6.DE	Xtrackers MSCI China UCITS ETF (Acc EUR)	KID
263	XDAX.DE	Xtrackers Dax UCITS ETF (Acc EUR)	KID
264	XDW0.DE	Xtrackers MSCI World Energy UCITS ETF (Acc EUR)	KID
265	XESP.DE	Xtrackers Spain UCITS ETF (Acc EUR)	KID
266	XFVT.DE	Xtrackers FTSE Vietnam Swap UCITS ETF (Acc EUR)	KID
267	XGSD.DE	Xtrackers Stoxx Global Sel Div 100 Swap UCITS ETF (Dist EUR)	KID
268	XMEM.DE	Xtrackers MSCI Emerging Markets Swap UCITS ETF (Acc EUR)	KID
269	XMJP.DE	Xtrackers MSCI Japan UCITS ETF (Acc EUR)	KID
270	XPQP.DE	Xtrackers MSCI Philippines UCITS ETF (Acc EUR)	KID
271	XRMU.UK	Xtrackers Russell Midcap UCITS ETF (Acc USD)	KID
272	XSMI.DE	Xtrackers Switzerland UCITS ETF (Dist EUR)	KID
273	XX2D.DE	Xtrackers FTSE China 50 UCITS ETF (Acc EUR)	KID
274	ZPRP.DE	SPDR FTSE EPRA Europe ex UK Real Estate UCITS ETF (Acc EUR)	KID
275	ZPRR.DE	SPDR Russell 2000 U.S. Small Cap UCITS ETF (Acc EUR)	KID
276	XDEW.UK	Xtrackers S&P 500 Equal Weight UCITS ETF (Acc USD)	KID
277	VUSA.UK	Vanguard S&P 500 UCITS ETF (Dist GBP)	KID
278	XSPU.UK	Xtrackers S&P 500 Swap UCITS 1C ETF (Acc USD)	KID
279	CBU7.UK	iShares \$ Treasury Bond 3-7yr UCITS ETF (Acc USD)	KID
280	VUAG.UK	Vanguard S&P 500 UCITS ETF (Acc GBP)	KID
281	XMME.UK	Xtrackers MSCI Emerging Markets UCITS 1C ETF (Acc USD)	KID

282	KWEB.UK	KraneShares CSI China Internet UCITS ETF (Acc USD)	KID
283	XDWD.UK	Xtrackers MSCI World UCITS ETF (Acc USD)	KID
284	SPXS.UK	Invesco S&P 500 UCITS ETF (Acc USD)	KID
285	FOOD1.UK	Rize Sustainable Future of Food UCITS ETF (Acc USD)	KID
286	MEUD.FR	Lyxor Core STOXX Europe 600 UCITS ETF (Acc EUR)	KID
287	XSX6.DE	Xtrackers Stoxx Europe 600 UCITS 1C ETF (Acc EUR)	KID
288	NQSE.DE	iShares NASDAQ 100 UCITS ETF (Acc EUR)	KID
289	LYXLEDAX.DE	Lyxor Daily LevDAX UCITS ETF (Acc EUR)	KID
290	GCLX.UK	Invesco Global Clean Energy UCITS ETF (Acc GBP)	KID
291	RAYS.UK	Invesco Solar Energy UCITS ETF (Acc GBP)	KID
292	VUAA.UK	Vanguard S&P 500 UCITS ETF (Acc USD)	KID
293	VUAA.DE	Vanguard S&P 500 UCITS ETF (Acc EUR)	KID
294	PHGP.UK	WisdomTree Physical Gold ETC (USD)	KID
295	SASU.UK	iShares MSCI USA ESG Screened UCITS ETF (Acc USD)	KID
296	XDWH.DE	Xtrackers MSCI World Health Care UCITS 1C ETF (Acc EUR)	KID
297	CNYA.UK	iShares MSCI China A UCITS ETF (Acc USD)	KID
298	XESC.DE	Xtrackers Euro Stoxx 50 UCITS 1D ETF (Acc EUR)	KID
299	LYPS.PL	Lyxor S&P 500 UCITS C ETF (Dist PLN)	KID
300	IWFV.UK	iShares Edge MSCI Wld ValFactor UCITS A ETF (Acc GBP)	KID
301	URNU.DE	Global X Uranium UCITS ETF (Acc EUR)	KID
302	IESE.NL	iShares MSCI Europe SRI UCITS ETF (Acc EUR)	KID
303	QQQ3.UK	WisdomTree NASDAQ 100 3x Daily Leveraged ETP (USD)	KID
304	3USL.UK	WisdomTree S&P 500 3x Daily Leveraged ETP (USD)	KID
305	IWQU.UK	iShares Edge MSCI World Quality Factor UCITS ETF (Acc USD)	KID
306	IWVL.UK	iShares Edge MSCI World Value Factor UCITS ETF (Acc USD)	KID
307	COPA.UK	WisdomTree Copper ETC (USD)	KID
308	IUSQ.DE	iShares MSCI ACWI UCITS ETF (Acc EUR)	KID
309	SWDA.UK	iShares Core MSCI World UCITS ETF (Acc GBP)	KID
310	SXXPIEX.DE	iShares STOXX Europe 600 UCITS ETF (Dist EUR)	KID
311	BTEC.DE	iShares Nasdaq US Biotechnology UCITS ETF (Acc EUR)	KID
312	ESGB.UK	VanEck Video Gaming and eSports UCITS A ETF (Acc GBP)	KID
313	XCS3.DE	Xtrackers MSCI Malaysia UCITS 1C ETF (Acc EUR)	KID
314	CHRG.UK	WisdomTree Battery Solutions UCITS ETF (Acc GBP)	KID
315	GGRG.UK	WisdomTree Global Quality Div G UCITS ETF (Acc GBP)	KID
316	VUSA.DE	Vanguard S&P 500 UCITS ETF (Dist EUR)	KID
317	IQQE.DE	iShares MSCI EM UCITS ETF (Dist EUR)	KID
318	VUKE.UK	Vanguard FTSE 100 UCITS ETF (Dist GBP)	KID
319	IEEM.DE	iShares MSCI EM UCITS ETF (Dist EUR)	KID
320	APSDX.DE	iShares Dow Jones Asia Pacific Sel Dividend 30 UCITS ETF (Dist EUR)	KID

321	IKOR.UK	iShares MSCI Korea UCITS ETF (Dist GBP)	KID
322	IQQ7.DE	iShares US Property Yield UCITS ETF (Dist EUR)	KID
323	IGLO.UK	iShares Global Govt Bond UCITS ETF (Dist USD)	KID
324	IBCH.DE	iShares MSCI World EUR Hedged UCITS ETF (Acc EUR)	KID
325	VGWD.DE	Vanguard FTSE All-World High Div Yield UCITS ETF (Dist EUR)	KID
326	DTLE.UK	iShares \$ Treasury Bd 20+yr UCITS ETF (Dist EUR)	KID
327	EMQQ.DE	EMQQ Em Mkts Internet & Ecommerce UCITS ETF (Acc EUR)	KID
328	GDXJ.DE	VanEck Vectors Junior Gold Miners UCITS ETF (Acc EUR)	KID
329	ZPRV.DE	SPDR MSCI USA Small Cap Value Weighted UCITS ETF (Acc EUR)	KID
330	D5BK.DE	Xtrackers FTSE Developd Europe Restate UCITS ETF (Acc EUR)	KID
331	IS04.DE	iShares \$ Treasury Bd 20+yr UCITS ETF (Dist EUR)	KID
332	SPY5.DE	SPDR S&P 500 UCITS ETF (Dist EUR)	KID
333	2B76.DE	iShares Automation & Robotics UCITS ETF (Acc EUR)	KID
334	INRG.UK	iShares Global Clean Energy UCITS ETF (Dist GBP)	KID
335	3NGS.UK	WisdomTree Natural Gas 3x Daily Short ETC (USD)	KID
336	HYLA.UK	iShares Global HY Corp Bond UCITS ETF (Acc USD)	KID
337	IHYA.UK	iShares \$ HY Corp Bond UCITS ETF (Acc USD)	KID
338	IB01.UK	iShares \$ Treasury Bond 0-1y UCITS ETF (Acc USD)	KID
339	NDIA.UK	iShares MSCI India UCITS ETF (Acc USD)	KID
340	MVOL.UK	iShares Edge MSCI Wld Min Vol UCITS ETF A (Acc USD)	KID
341	XD9U.UK	Xtrackers MSCI USA UCITS ETF 1D (Acc USD)	KID
342	QDV5.DE	iShares MSCI India UCITS (Acc EUR)	KID
343	DL2P.UK	L&G DAX Daily 2x Long UCITS (Acc GBP)	KID
344	DS2P.UK	L&G DAX Daily 2x Short UCITS (Acc GBP)	KID
345	IMEU.UK	iShares Core MSCI Europe UCITS (Dist GBP)	KID
346	GLGG.UK	L&G Clean Water UCITS (Acc GBP)	KID
347	WOOD.UK	iShares Global Timber & Forestry UCITS (Dist GBP)	KID
348	2B77.DE	iShares Ageing Population UCITS (Acc EUR)	KID
349	XDWT.DE	Xtrackers MSCI World Information Tech UCITS (Acc EUR)	KID
350	WTEI.DE	WisdomTree Em Mkts Equity Income UCITS (Dist EUR)	KID
351	BNKS.UK	iShares S&P U.S. Banks UCITS (Acc USD)	KID
352	ISOL.DE	iShares Germany Govt Bond UCITS (Dist EUR)	KID
353	XAIX.DE	Xtrackers Artificial Intelligence and Big Data UCITS (Acc EUR)	KID
354	BOTZ.UK	Global X Robotics and AI UCITS (Acc USD)	KID
355	DRVE.UK	Global X Autonomous and Electric Vehicles UCITS (Acc USD)	KID
356	EBIZ.UK	Global X E-Commerce UCITS (Acc USD)	KID
357	WTAI.IT	WisdomTree Artificial Intell UCITS (Acc EUR)	KID
358	XMLD.DE	L&G Artificial Intelligence UCITS (Acc EUR)	KID
359	BLOK.UK	First Trust Indxx Innovative Transaction and Process UCITS (Acc GBP)	KID

360	CSH.FR	Lyxor Euro Overnight Return UCITS (Acc EUR)	KID
361	XEON.DE	Xtrackers II EUR Overnight Rate Swap UCITS (Acc EUR)	KID
362	DGIT.UK	iShares Digitalisation UCITS (Acc GBP)	KID
363	VWRL.NL	Vanguard FTSE All-World UCITS (Dist EUR)	KID
364	BTCF.DE	BTCetc Bitcoin Exchange Traded Crypto (Acc EUR)	KID
365	2B7K.DE	iShares MSCI World SRI UCITS (Acc EUR)	KID
366	CEBL.DE	iShares MSCI EM Asia UCITS (Acc EUR)	KID
367	ETCGLDRMAU.PL	Royal Mint Responsibly Sourced Physical Gold ETC (PLN)	KID
368	AHYQ.DE	Amundi MSCI World III - UCITS (Dist, EUR)	KID
369	CEUG.UK	iShares Core MSCI EMU UCITS (Dist GBP)	KID
370	CUKX.UK	iShares Core FTSE 100 UCITS (Acc GBp)	KID
371	SLXX.UK	iShares Core £ Corp Bond UCITS (Dist GBP)	KID
372	LHKG.DE	Lyxor MSCI China ESG Ldrs Extra DR UCITS (Acc EUR)	KID
373	GSPX.UK	iShares Core S&P 500 UCITS (Dist GBP)	KID
374	RBTX.UK	iShares Automation & Robotics UCITS (Acc GBP)	KID
375	BTCE.DE	BTCetc Bitcoin Exchange Traded Crypto	KID
376	VUAG.UK	Vanguard S&P 500 UCITS ETF USD Dis	KID
377	VVMX.DE	VanEck Rare Earth and Stgc Metals UCITS ETF USD A	KID
378	AEGE.DE	iShares Global Aggregate Bd ESG UCITS ETF USD D	KID
379	ASWC.DE	Future of Defence UCITS ETF USD Acc	KID
380	WTEF.DE	WisdomTree US Efficient Core UCITS ETF USD Acc	KID
381	DFEN.DE	VanEck Defense UCITS ETF USD A	KID
382	SPYI.DE	SPDR MSCI ACWI IMI UCITS ETF	KID
383	SNAW.DE	iShares MSCI World ESG Screened UCITS ETF USD Acc	KID
384	XZEM.DE	Xtrackers MSCI Emerging Markets ESG UCITS ETF 1C	KID
385	XMAW.DE	Xtrackers MSCI AC World ESG Screened UCITS ETF 1C	KID
386	EDM2.DE	iShares MSCI EM ESG Enhanced UCITS ETF USD (Acc)	KID
387	QYLE.DE	Global X NASDAQ 100 Covered Call UCITS ETF USD Acc	KID
388	V3GF.DE	Vanguard ESG Global Corp Bond UCITS ETF USD Hgd A	KID
389	V3AA.DE	Vanguard ESG Global All Cap UCITS ETF (USD) Acc	KID
390	DBZB.DE	Xtrackers II Global Government Bond UCITS ETF 5C	KID
391	XHYA.DE	Xtrackers II EUR High Yield Corp Bond UCITS ETF 1D	KID
392	VJPA.DE	Vanguard FTSE Japan UCITS ETF USD Dist	KID
393	MINT.UK	PIMCO US Dollar Short Maturity UCITS ETF USD Inc	KID
394	V80D.DE	Vanguard LifeStrategy 80% Equity UCITS ETF EUR Acc	KID
395	V60D.DE	Vanguard LifeStrategy 60% Equity UCITS ETF EUR Acc	KID
396	V40D.DE	Vanguard LifeStrategy 40% Equity UCITS ETF EUR Acc	KID
397	SX6PEX.DE	iShares STOXX Europe 600 Utilities UCITS ETF (DE)	KID
398	XDEQ.DE	Xtrackers MSCI World Quality UCITS ETF 1C	KID

399	VAGF.DE	Vanguard Global Aggregate Bd UCITS ETF USD Hgd Acc	KID
400	XMME.DE	Xtrackers MSCI Emerging Markets UCITS ETF 1C	KID
401	AYEM.DE	iShares MSCI EM IMI ESG Screened UCITS ETF USD A	KID
402	SXRP.DE	iShares € Govt Bond 3-7yr UCITS ETF EUR (Acc)	KID
403	CBU5.DE	iShares iBond Dec 2028 Term \$ Corp UCITS ETF USD D	KID
404	PRAR.DE	Amundi Prime Euro Govies IE	KID
405	XMWO.DE	Xtrackers MSCI World Swap UCITS ETF 1C	KID
406	VBTC.DE	VanEck Bitcoin ETN (Acc EUR)	KID
407	VTOP.DE	VanEck Crypto Leaders ETN (Acc EUR)	KID
408	ETFBCASH.PL	Beta ETF Obligacji 6M PFIZ (Acc PLN)	KID
409	TDIV.NL	VanEck Ms Developed Markets Div Lead UCITS (Dist, USD)	KID
410	SPYL.DE	SPDR S&P 500 UCITS (Acc EUR)	KID
411	JGPI.DE	JPM Global Equity Premium Inc UCITS (Dist EUR)	KID
412	P500.DE	Invesco S&P 500 UCITS (Acc EUR)	KID
413	EFRN.DE	iShares \$ Floating Rate BD UCITS (Dist EUR)	KID
414	C3MGR.DE	Amundi ETF Govies 0-6 Mts Euro InGrd (Acc EUR)	KID
415	ERNX.DE	iShares € Ultrashort Bond UCITS (Acc EUR)	KID
416	XMEU.DE	Xtrackers MSCI Europe UCITS (Acc EUR)	KID
417	2B7C.DE	iShares S&P 500 Industrials Sector UCITS (Acc EUR)	KID
418	2B7B.DE	iShares S&P 500 Materials Sector UCITS ETF (Acc EUR)	KID
419	GOAI.DE	Amundi Stoxx Global Artificial Int UCITS (Acc EUR)	KID
420	LCUJ.DE	AMUNDI MSCI Japan UCITS (Acc EUR)	KID
421	XDEV.DE	Xtrackers MSCI World Value UCITS (Acc EUR)	KID
422	CL2.FR	Amundi ETF Leveraged MSCI USA Daily (Acc EUR)	KID
423	JEDI.DE	VanEck Space Innovators UCITS (Acc EUR)	KID
424	WTIZ.DE	WisdomTree Japan Equity UCITS (Acc EUR)	KID
425	FLXI.DE	Franklin FTSE India UCITS (Acc EUR)	KID
426	XJSE.DE	Xtrackers II Japan Government Bond UCITS (Acc EUR)	KID
427	SEC0.DE	iShares MSCI Global Semiconductors UCITS (Acc EUR)	KID
428	EDMW.DE	iShares MSCI World ESG Enhanced UCITS ETF (Acc EUR)	KID
429	ZA30.DE	iShares S&P 500 ESG UCITS (Acc EUR)	KID
430	N1ES.DE	Invesco NASDAQ 100 ESG UCITS (Acc EUR)	KID
431	XDJP.DE	Xtrackers Nikkei 225 1D JPY UCITS (Dist EUR)	KID
432	ZPRS.DE	SPDR MSCI World Small Cap UCITS (Acc EUR)	KID
433	XMK9.DE	Xtrackers MSCI Japan UCITS (Acc EUR)	KID
434	MWOX.DE	Amundi S&P Global Communic Svcs ESG (Acc USD)	KID
435	W1TB.DE	WisdomTree Cybersecurity UCITS (Acc EUR)	KID
436	RXP1EX.DE	iShares eb.rexx(R)Gov Germany 1.5-2.5 (Dist EUR)	KID
437	GLUX.FR	Amundi S&P Global Luxury UCITS (Acc EUR)	KID

438	IUS3.DE	iShares S&P SmallCap 600 UCITS (Dist EUR)	KID
439	CBRS.DE	First Trust Nasdaq Cybersecurity UCITS (Acc EUR)	KID
440	LCUW.DE	Lyxor Core MSCI World (DR) UCITS (Acc EUR)	KID
441	AMEE.DE	Amundi ETF MSCI Europe Energy UCITS(Acc EUR)	KID
442	XNAS.DE	Xtrackers NASDAQ 100 UCITS (Acc EUR)	KID
443	FUSD.DE	Fidelity US Quality Income UCITS (Dist EUR)	KID
444	FWIA.DE	Invesco FTSE All World UCITS (Acc EUR)	KID
445	QDVG.DE	iShares S&P 500 Health Care Sctr UCITS (Acc EUR)	KID
446	QDVF.DE	iShares S&P 500 Energy Sector UCITS (Acc EUR)	KID
447	2B7D.DE	iShares S&P 500 Cnsmr Staples Sctr UCITS (Acc EUR)	KID
448	XDWF.DE	Xtrackers MSCI World Financials UCITS (Acc EUR)	KID
449	SMSWLD.DE	Invesco MSCI World UCITS (Acc, EUR)	KID
450	CEU.FR	Amundi Index MSCI Europe ESG Broad (Acc EUR)	KID
451	DXSE.DE	Xtrackers MSCI Europe Health Care ESG Screen (Acc EUR)	KID
452	ESIH.DE	iShares MSCI Europe Hlth Care Sctr UCITS (Acc EUR)	KID
453	STR.FR	SPDR MSCI Europe Consumer Discr UCITS (Acc EUR)	KID
454	RENW.DE	L&G Clean Energy UCITS (Acc EUR)	KID
455	JPPS.DE	JPM USD Ultra-Short Income UCITS (Dist EUR)	KID
456	U8NJ.DE	Sprott Junior Uranium Miners UCITS (Acc EUR)	KID
457	VOOL.DE	Lyxor S&P 500 VIX Futures Enhcd Roll UCITS (Acc EUR)	KID
458	WTCH.NL	SPDR MSCI World Technology UCITS (Acc EUR)	KID
459	FVSJ.DE	Franklin AC Asia ex Japan UCITS (Acc EUR)	KID
460	SPYC.DE	SPDR MSCI Europe Consumer Staples UCITS (Acc EUR)	KID
461	LSMC.DE	Lyxor MSCI Semiconductors ESG Filtered UCITS (Acc EUR)	KID
462	V9N.DE	Global X Data Cetr Reits and Digi Infr (Acc EUR)	KID
463	3SUD.DE	iShares JP Morgan \$ EM Bond UCITS(Acc EUR)	KID
464	FLXB.DE	Franklin FTSE Brazil UCITS (Acc EUR)	KID
465	D5BI.DE	Xtrackers MSCI Mexico UCITS (Acc EUR)	KID
466	WELU.DE	Amundi S&P GI Info Tech ESG UCITS (Acc EUR)	KID
467	U3O8.DE	Sprott Uranium Miners UCITS (Acc EUR)	KID
468	EXUS.DE	Xtrackers MSCI World ex USA UCITS (Acc EUR)	KID
469	IB25.DE	iShares iBond Dec 2025 Term ? Corp UCITS (Acc EUR)	KID
470	SMH.UK	VanEck Semiconductor UCITS (Acc USD)	KID
471	RARE.DE	WisdomTree EnTrnMtIsandRrErthMnrs UCITS (Acc EUR)	KID
472	D5BG.DE	Xtrackers II EUR Corporate Bond UCITS 1C (Acc EUR)	KID
473	ATXEX.DE	iShares ATX (DE) (Dist EUR)	KID
474	SDGPEX.DE	iShares STOXX Global Select Dividend 100 (DE) (Dist EUR)	KID
475	XDG6.DE	Xtrackers MSCI GI SDG 6 Cln Water & Snttn U 1C (Acc EUR)	KID
476	FLXT.DE	Franklin FTSE Taiwan UCITS (Acc EUR)	KID

477	V3PA.DE	Vanguard ESG (Dist EUR)vAsiaPacific AC UCITS (Acc EUR)	KID
478	NUKL.DE	VanEck Uranium and Nuclear Technlgs U (Acc EUR)	KID
479	BLKC.NL	iShares Blockchain Technology UCITS (Acc USD)	KID
480	INRA.NL	iShares Global Clean Energy UCITS (Acc USD)	KID
481	SPYA.DE	SPDR MSCI EM Asia UCITS (Acc EUR)	KID
482	SPYM.DE	SPDR MSCI Emerging Markets UCITS (Acc EUR)	KID
483	X0PS.DE	Invesco STOXX Europe 600 Opt Constrctn&Mat (Acc EUR)	KID
484	CMXC.UK	iShares MSCI Mexico Capped UCITS (Acc USD)	KID
485	STHY.UK	PIMCO US ShTrm HY C Bd Idx UCITS (Dist USD)	KID
486	WMIN.DE	VanEck Global Mining UCITS (Acc EUR)	KID
487	JREG.DE	JPM Gbl Research Enhcd Idx Eq ESG UCITS (Acc EUR)	KID
488	IWVU.UK	iShares Edge MSCI Wld Val Fctr UCITS (Dist USD)	KID
489	MAGR.DE	BlackRock ESG Mlt-Asst Gro Pfl UCITS (Acc EUR)	KID
490	XDWI.UK	Xtrackers MSCI World Industrials UCITS 1C (Acc USD)	KID
491	I500.DE	iShares S&P 500 Swap UCITS (Acc EUR)	KID
492	XSNR.DE	Xtrackers MSCI Europe Industrial ESG Screen 1C (Acc EUR)	KID
493	XXSC.DE	Xtrackers MSCI Europe Small Cap UCITS 1C (Acc EUR)	KID
494	XCS5.DE	Xtrackers MSCI India Swap UCITS 1C (Acc EUR)	KID
495	PRAE.DE	Amundi Prime Europe - UCITS DR (D) (Acc EUR)	KID
496	XNKY.DE	Xtrackers Nikkei 225 1D JPY UCITS (Acc EUR)	KID
497	LYXDAX.PL	Lyxor DAX (DR) UCITS (Acc, PLN)	KID
498	VETH.DE	VanEck Ethereum ETN (Acc EUR)	KID
499	ETFBNQ2S.PL	Beta ETF Nasdaq-100 2xShort	KID
500	ETFBNQ3L.PL	Beta ETF Nasdaq-100 3xLev	KID
501	XSXD.DE	Xtrackers S&P 500 Swap UCITS 1D (Dist EUR)	KID
502	WDEY.DE	Invesco Wind Energy UCITS (Acc EUR)	KID
503	HYDE.DE	Invesco Hydrogen Economy UCITS (Acc EUR)	KID
504	JPCE.DE	JPM Carbon Transition Global Equity CTB UCITS (Acc EUR)	KID
505	XGEN.DE	Xtrackers MSCI Genomic Healthcare Innovation UCITS 1C (Acc EUR)	KID
506	XNNV.DE	Xtrackers MSCI Innovation UCITS 1C (Acc EUR)	KID
507	XFNT.DE	Xtrackers MSCI Fintech Innovation UCITS 1C (Acc EUR)	KID
508	XCTE.DE	Xtrackers Harvest MSCI China Tech 100 UCITS 1C (Acc EUR)	KID
509	XZSP.DE	Xtrackers S&P 500 ESG UCITS 1C (Acc EUR)	KID
510	XNGI.DE	Xtrackers MSCI Next Generation Internet Innovation UNICTS 1C (Acc EUR)	KID
511	JER5.DE	JPM EUR Crp Bd 1-5yr Research Enhanced Index ESG (Acc EUR)	KID
512	D5BL.DE	Xtrackers MSCI Europe Value UCITS 1C (Acc EUR)	KID
513	XT01.DE	Xtrackers US Treasuries Ultrashort Bd UCITS 1C (Acc EUR)	KID
514	JREB.DE	JPM EUR Corporate Bond Research Enhanced Index ESG (Acc EUR)	KID
515	XDPU.DE	Xtrackers S&P 500 UCITS 4C (Acc EUR)	KID

516	XUHY.DE	Xtrackers USD High Yield Corporate Bond UCITS 1D (Dist EUR)	KID
517	XMOV.DE	Xtrackers Future Mobility UCITS 1C (Acc EUR)	KID
518	JREE.DE	JPM Europe Research Enhanced Index Equity ESG UCITS (Acc EUR)	KID
519	XWTS.DE	Xtrackers MSCI World Communication Services UCITS 1C (Acc EUR)	KID
520	XFFE.DE	Xtrackers II USD Overnight Rate Swap UCITS 1C (Acc USD)	KID
521	XLPE.DE	Xtrackers LPX Private Equity Swap UCITS (Acc EUR)	KID
522	JEST.DE	JPM EUR Ultra-Short Income UCITS (Acc EUR)	KID
523	XDEB.DE	Xtrackers MSCI World Minimum Volatility UCITS 1C (Acc EUR)	KID
524	XGLE.DE	Xtrackers II Eurozone Government Bond UCITS 1C (Acc EUR)	KID
525	XDWS.DE	Xtrackers MSCI World Consumer Staples UCITS 1C (Acc EUR)	KID
526	XDEM.DE	Xtrackers MSCI World Momentum UCITS 1C (Acc EUR)	KID
527	XEOD.DE	Xtrackers II EUR Overnight Rate Swap UCITS 1D (Dist EUR)	KID
528	XDWL.DE	Xtrackers MSCI World UCITS 1C (Dist EUR)	KID
529	XZW0.DE	Xtrackers MSCI World ESG UCITS 1C (Acc EUR)	KID
530	SGLD.UK	Invesco Physical Gold ETC (USD)	KID
531	XETH.DE	Xtrackers Galaxy Physical Ethereum ETC AG (USD)	KID
532	XZDW.DE	Xtrackers MSCI World High Dividend Yield ESG UCITS 1D (Dist EUR)	KID
533	XWEU.DE	Xtrackers MSCI World UCITS 2C (Acc EUR)	KID
534	XXBT.DE	Xtrackers Galaxy Physical Bitcoin ETC AG (USD)	KID
535	5ESE.DE	Invesco S&P 500 ESG UCITS (Acc, EUR)	KID
536	6PSA.DE	Invesco FTSE RAFI US 1000 UCITS (Dist, EUR)	KID
537	6PSC.DE	Invesco FTSE RAFI ope UCITS (Dist, EUR)	KID
538	10AJ.DE	Amundi Index FTSE EPRA NAREIT Global - AE C (Dist, EUR)	KID
539	36BA.DE	iShares \$ Corp Bond ESG UCITS (Dist, EUR)	KID
540	ACWI.FR	Lyxor MSCI All Country World UCITS - (Acc, EUR)	KID
541	AE5A.DE	Amundi MSCI Emerging Markets II UCITS - (Dist, EUR)	KID
542	ASRM.DE	BNPPE FTSE EPRA Nareit Gbl Dvlp Green CTB TC C (Acc, EUR)	KID
543	BB3M.UK	BetaBuilders US Tr Bond 0-3 M UCITS (Acc, USD)	KID
544	BNXG.DE	Invesco CoinShares Global Blockchain UCITS (Acc, EUR)	KID
545	BUYB.UK	Invesco Global Buyback Achievers UCITS (Dist, USD)	KID
546	C005.DE	Amundi SDAX UCITS (Dist, EUR)	KID
547	CBUX.DE	iShares Global Infrastructure UCITS (Acc, EUR)	KID
548	CC4.FR	Amundi Index o Corporate SRI - AE C (Acc, EUR)	KID
549	CD91.DE	Amundi NYSE Arca Gold Bugs UCITS (Dist, EUR)	KID
550	CGB.DE	Xtrackers II Harvest China Gvrnmnt Bd UCITS 1D (Dist, EUR)	KID
551	CNAA.FR	Lyxor MSCI China A DR UCITS - (Acc, EUR)	KID
552	CNIE.DE	VanEck New China ESG UCITSA (Acc, EUR)	KID
553	COMO.FR	Amundi Blbrg Equilwght Commndt ex-Agricl UCITS A (Acc, EUR)	KID
554	COPX.UK	Global X Copper Miners UCITS (Acc, USD)	KID

555	DBXP.DE	Xtrackers II ozone Government Bond 1-3 UCITS (Acc, EUR)	KID
556	DDAXKEX.DE	iShares DivDAX® DE (Dist, EUR)	KID
557	DEAM.DE	Invesco MDAX UCITS (Acc, EUR)	KID
558	DFNS.UK	VanEck Defense UCITSA (Acc, USD)	KID
559	DJCOMEX.DE	iShares Diversified Commodity Swap DE (Acc, EUR)	KID
560	DJDVPEX.DE	iShares Dow Jones U.S. Select Dividend DE (Dist, EUR)	KID
561	DJGTEEX.DE	iShares Dow Jones Global Titans 50 DE (Dist, EUR)	KID
562	DXSK.DE	Xtrackers MSCI ope Cons Staples ESG Scrn 1C (Acc, EUR)	KID
563	E500.DE	Invesco S&P 500 UCITS (Acc, EUR)	KID
564	EBUY.FR	Amundi MSCI Digital Economy ESG Scrnd UCITS A (Acc, EUR)	KID
565	EDMJ.DE	iShares MSCI Japan ESG Enhanced UCITS (Acc, EUR)	KID
566	EEDS.UK	iShares MSCI USA ESG Enhanced UCITS (Dist, USD)	KID
567	EHBA.DE	Invesco o Corporate Hybrid Bond UCITS (Acc, EUR)	KID
568	EHBD.DE	Invesco o Corporate Hybrid Bond UCITS (Dist, EUR)	KID
569	EHYA.NL	iShares HighYield CorpBond ESG UCITS (Acc, EUR)	KID
570	EIB3.DE	Invesco o Government Bd 1-3 Year UCITS (Dist, EUR)	KID
571	EIB5.DE	Invesco o Government Bd 3-5 Year UCITS (Dist, EUR)	KID
572	ELCR.FR	Amundi MSCI Future Mobility ESG Scrnd UCITS A (Acc, EUR)	KID
573	EM1A.DE	VanEck Vectors UCITSs PLC (Acc, EUR)	KID
574	EMBE.UK	iShares J.P. Morgan \$ EM BondHgd UCITS D (Dist, EUR)	KID
575	EMDD.UK	SPDR Bloomberg Em Mkts Local Bond UCITS (Dist, USD)	KID
576	EMGA.UK	iShares JPM EM Local Govt Bond UCITSD (Acc, USD)	KID
577	ENRG.FR	Amundi STOXX ope 600 Enrg ESG Scrnd UCITS A (Acc, EUR)	KID
578	EQEU.DE	Invesco EQQQ NASDAQ-100 UCITS (Acc, EUR)	KID
579	ESIT.DE	iShares MSCInfo Technlg Sctr UCITSA (Acc, EUR)	KID
580	EUNA.NL	iShares STOXX ope 50 UCITS (Dist, EUR)	KID
581	FEUI.DE	Fidelity ope Quality Income UCITS (Dist, EUR)	KID
582	FGEQ.DE	Fidelity Global Quality Income UCITSInc (Dist, EUR)	KID
583	FLXK.DE	Franklin FTSE Korea UCITS (Acc, EUR)	KID
584	FOFD.DE	Franklin Future of Food UCITS (Acc, EUR)	KID
585	FRC4.DE	UBS LFS-BlmbrgInflLnk10+ UCITAd (Dist, EUR)	KID
586	FTEK.UK	Invesco KBW NASDAQ Fintech UCITS (Acc, USD)	KID
587	FUSA.DE	Fidelity US Quality Income UCITS (Acc, EUR)	KID
588	FWEA.DE	Invesco FTSE All World UCITSPfHdg (Acc, EUR)	KID
589	FYEQ.DE	Fidelity Em Mkts Quality Income UCITS (Dist, EUR)	KID
590	GDIG.UK	VanEck Global Mining UCITSA (Acc, USD)	KID
591	GFEA.DE	VanEck GI Fallen Angel Hi Yield Bd UCITSA (Acc, EUR)	KID
592	HERU.UK	Global X Video Games & Esports UCITS (Acc, USD)	KID
593	IBC2.DE	iShares \$ High Yield Corp Bond UCITSD (Dist, EUR)	KID

594	IGLA.UK	iShares Global Govt Bond UCITS (Acc, USD)	KID
595	IKSA.UK	iShares MSCI Saudi Arabia Capped UCITSA (Acc, USD)	KID
596	IMBS.UK	iShares US Mortgage Backed Sec UCITSA (Dist, USD)	KID
597	IQQ9.DE	iShares BRIC 50 UCITS (Dist, EUR)	KID
598	IQSE.DE	Invesco Quant Stgs ESG GlEq MF UCITS (Acc, EUR)	KID
599	IUMO.UK	iShares Edge MSCI USA Mmntm Fctr UCITS A (Acc, USD)	KID
600	IWLE.DE	iShares Core MSCI World UCITS (Dist, EUR)	KID
601	JEGA.DE	JPM Global Equity Premium Inc UCITS (Acc, EUR)	KID
602	JGPI.DE	JPM Global Equity Premium Inc UCITS (Dist, EUR)	KID
603	JPGL.DE	JPM Global Equity Multi-Factor UCITS - (Acc, EUR)	KID
604	JREM.DE	JPM Gbl EM Rsrch Enhcd Idx Eq ESG UCITSA (Acc, EUR)	KID
605	JREU.DE	JPM US Research Enhncd Idx Eq ESG UCITSA (Acc, EUR)	KID
606	JREZ.DE	JPM Zone Rsrch Enhcd Idx Eq ESG UCITSA (Acc, EUR)	KID
607	JRGE.DE	JPM Gbl Research Enhcd Idx Eq ESG UCITSA (Acc, EUR)	KID
608	JRUD.DE	JPM US Research Enhncd Idx Eq ESG UCITSA (Dist, EUR)	KID
609	LCUA.DE	Lyxor MSCI EM Asia UCITS - (Acc, EUR)	KID
610	LGQM.DE	Lyxor Pan Africa UCITS (Acc, EUR)	KID
611	LITU.UK	Global X Lithium and Battery Tech UCITS (Acc, USD)	KID
612	LWCR.FR	Amundi MSCI Wld ESG CTB Nt Zr Ambtn UCITS (Acc, EUR)	KID
613	LYPE.DE	Lyxor MSCI World Health Care TR UCITS A (Acc, EUR)	KID
614	LYY7.DE	Lyxor DAX DR UCITS - (Acc, EUR)	KID
615	MACV.DE	BlackRock ESG Mlt-Asst Csv Pfl UCITSA (Acc, EUR)	KID
616	MDBE.DE	UBS LFS - Sustain Dev Bank Bs UCITSA- (Acc, EUR)	KID
617	MEU.FR	Lyxor MSCI ope DR UCITS (Acc, EUR)	KID
618	MLPD.UK	Invesco Morningstar US Engy Infra MLP UETF (Dist, USD)	KID
619	MODR.DE	BlackRock ESG Mlt-Asst Mod Pfl UCITSA (Acc, EUR)	KID
620	MSAU.UK	Invesco MSCI Saudi Arabia UCITS (Acc, USD)	KID
621	MXFS.UK	Invesco MSCI Emerging Markets UCITS (Acc, USD)	KID
622	NDXEX.DE	iShares NASDAQ-100® UCITS DE (Dist, EUR)	KID
623	NRJ.FR	Lyxor MSCI New Energy ESG Filtered DR UCITS D (Dist, EUR)	KID
624	NS4E.DE	Invesco JPX-Nikkei 400 UCITS (Acc, EUR)	KID
625	OM3X.DE	iShares OMX Stockholm Capped UCITS (Acc, SEK)	KID
626	PDSE.DE	Invesco Preferred Shares UCITS (Dist, EUR)	KID
627	PR1T.DE	Amundi Prime US Tr Bd 0-1 Y UCITS DRC (Acc, EUR)	KID
628	PRAJ.DE	Amundi Prime Japan UCITS DR D (Acc, EUR)	KID
629	PRAW.DE	Amundi Prime Global UCITS DR D (Acc, EUR)	KID
630	PRFD.UK	Invesco Preferred Shares UCITS (Dist, USD)	KID
631	PSFE.DE	InvescoIG Corporate Bond ESG UCITS (Dist, EUR)	KID
632	QVMP.DE	Invesco S&P 500 QVM UCITS (Dist, EUR)	KID

633	RCRS.DE	Rize Cybersecurity and Data Privacy UETF (Acc, EUR)	KID
634	REMX.UK	VanEck Rare Earth and Stgc Metals UCITSA (Acc, USD)	KID
635	RQFI.DE	Xtrackers Harvest CSI300 UCITS (Dist, EUR)	KID
636	RXP2EX.DE	iShares eb.rexxR Government Germany 2.5-5.5 DE (Dist, EUR)	KID
637	RXP5EX.DE	iShares eb.rexxR Government Ger 5.5-10.5 DE (Dist, EUR)	KID
638	S7XE.DE	Invesco O STOXX Optimised Banks UCITS (Acc, EUR)	KID
639	SADM.DE	Amundi MSCI Emerging ESG Leaders - I17U Cap (Acc, EUR)	KID
640	SD3EEX.DE	iShares O STOXX Select Dividend 30 UCITS DE (Dist, EUR)	KID
641	SD3PEX.DE	iShares STOXX ope Select Dividend 30 DE (Dist, EUR)	KID
642	SDJ600.DE	Invesco STOXX ope 600 UCITS (Acc, EUR)	KID
643	SDJE50.DE	Invesco O STOXX 50 UCITS (Acc, EUR)	KID
644	SDJE5D.DE	Invesco O STOXX 50 UCITS (Dist, EUR)	KID
645	SJNK.UK	SPDR Bloomberg SASB U.S. HY Corp ESG UCITS (Dist, USD)	KID
646	SMLN.DE	Invesco JPX-Nikkei 400 UCITS (Acc, EUR)	KID
647	SMSEUR.DE	Invesco MSCI ope UCITS (Acc, EUR)	KID
648	SMSUSA.DE	Invesco MSCI USA UCITS (Acc, EUR)	KID
649	SPPD.DE	SPDR S&P US Dividend Aristocrats UCITS (Dist, EUR)	KID
650	SPPX.DE	SPDR Bloomberg 10+ Y U.S. Treas Bond UCITS (Dist, EUR)	KID
651	SPY2.DE	SPDR Dow Jones Global Real Estate UCITS (Acc, EUR)	KID
652	SPYG.DE	SPDR S&P UK Dividend Aristocrats UCITS (Dist, EUR)	KID
653	SPYJ.DE	SPDR Dow Jones Global Real Estate UCITS (Dist, EUR)	KID
654	SPYX.DE	SPDR MSCI Emerging Markets Small Cap (Acc, EUR)	KID
655	SPYY.DE	SPDR MSCI ACWI UCITS (Acc, EUR)	KID
656	SR2000.DE	Invesco Russell 2000 UCITS (Acc, EUR)	KID
657	SREEEX.DE	iShares STOXX ope 600 Real Estate DE (Dist, EUR)	KID
658	SRHE.DE	Amundi Index MSCI EMU SRI PAB IG A (Acc, EUR)	KID
659	STN.FR	SPDR MSCI ope Energy UCITS (Acc, EUR)	KID
660	STQ.FR	SPDR MSCI ope Industrials UCITS (Acc, EUR)	KID
661	SUJP.UK	iShares MSCI Japan SRI UCITS (Acc, USD)	KID
662	SX4PEX.DE	iShares STOXX ope 600 Chemicals UCITS DE (Dist, EUR)	KID
663	SX7EEX.DE	iShares O STOXX Banks 30-15 UCITS DE (Dist, EUR)	KID
664	SX7PEX.DE	iShares STOXX ope 600 Banks UCITS DE (Dist, EUR)	KID
665	SXFPEX.DE	Ishares Stoxx ope 600 Financial Services De (Dist, EUR)	KID
666	SXQPEX.DE	iShares STOXX ope 600 Pers & Househld Gds DE (Dist, EUR)	KID
667	SXXEEX.DE	iShares O STOXX UCITS DE (Dist, EUR)	KID
668	SYBC.DE	SPDR Bloomberg o Corporate Bond UCITS (Dist, EUR)	KID
669	SYBY.DE	SPDR Bloomberg U.S. TIPS UCITS (Dist, EUR)	KID
670	T1EU.DE	Invesco US Treasury Bond 0-1 Year UCITS (Acc, EUR)	KID
671	T3RE.DE	Invesco US Treas Bd 1-3 Year UCITS (Dist, EUR)	KID

672	TCBT.DE	VanEck iBoxxCorporates UCITS (Dist, EUR)	KID
673	TDT.NL	VanEck AEX UCITS (Dist, EUR)	KID
674	TGBT.DE	VanEck iBoxxSovereign Diversifi 1-10 (Dist, EUR)	KID
675	TIP5.UK	iShares \$ TIPS 0-5 UCITS (Dist, USD)	KID
676	TRD1.DE	Invesco US Treasury Bond 0-1 Year UCITS (Dist, EUR)	KID
677	TRDE.DE	Invesco US Treas Bd 7-10 Year UCITS (Dist, EUR)	KID
678	TRE3.UK	Invesco US Treas Bd 1-3 Year UCITS (Dist, USD)	KID
679	TRFE.DE	Invesco US Treasury Bond UCITS (Dist, EUR)	KID
680	TRXL.DE	Invesco US Treasury Bond 10+ Year UCITS (Acc, EUR)	KID
681	TSWE.NL	VanEck Sustainable World Equal Weight (Dist, EUR)	KID
682	UBUM.DE	UBS Irl plc S&P Div Arst ESG Elt UETFAd (Dist, EUR)	KID
683	UBUS.DE	UBSIrIETFplc Fctr MSCI USA Prime Val UETFAd (Dist, EUR)	KID
684	USML.UK	Invesco S&P SmallCap 600 UCITS (Acc, USD)	KID
685	VOIH.DE	VanEck Oil Services UCITSA (Acc, EUR)	KID
686	V20A.DE	Vanguard LifeStrategy 20% Equity UCITS (Acc, EUR)	KID
687	V20D.DE	Vanguard LifeStrategy 20% Equity UCITS (Dist, EUR)	KID
688	V3ET.DE	VanEck Sustainable opean Equal Weight UCITS (Dist, EUR)	KID
689	VAGE.DE	Vanguard Global Aggregate Bd UCITSHgd (Dist, EUR)	KID
690	VE6I.DE	VanEck Sustainable Future of Food UCITS (Acc, EUR)	KID
691	VIGB.DE	VanEck iBoxxSov Cp AAA-AA 1-5 UC (Dist, EUR)	KID
692	WAT.FR	Lyxor MSCI Water ESG Filtered DR UCITS (Dist, EUR)	KID
693	WEBG.DE	Amundi Prime All Country World UCITS (Dist, EUR)	KID
694	WEBN.DE	Amundi Prime All Country World UCITS (Acc, EUR)	KID
695	WELK.DE	Amundi S&P GI Financials ESG UCITS DR (Acc, EUR)	KID
696	WMAT.NL	SPDR MSCI World Materials UCITS (Acc, EUR)	KID
697	WMGT.DE	WisdomTree Megatrends UCITS (Acc, EUR)	KID
698	X03F.DE	Xtrackers II ozone Government Bond UCITS (Dist, EUR)	KID
699	X35E.DE	Xtrackers II ozone Government Bond 3-5 UCITS (Acc, EUR)	KID
700	X3PS.DE	Invesco STOXX ope 600 Opt Food&Beverage (Acc, EUR)	KID
701	X4PS.DE	Invesco STOXX ope 600 Opt Chemicals (Acc, EUR)	KID
702	X7PS.DE	Invesco STOXX ope 600 Optimised Banks (Acc, EUR)	KID
703	X8PS.DE	Invesco STOXX ope 600 Opt Technol UCITS (Acc, EUR)	KID
704	XAAG.DE	Invesco Bloomberg Commodity ex-Agrc UCITS (Acc, EUR)	KID
705	XAPS.DE	Invesco STOXX ope 600 Opt Automob&Parts (Acc, EUR)	KID
706	XAXJ.DE	Xtrackers MSCI AC Asia ex Japan ESG Swap UC 1C (Acc, EUR)	KID
707	XB27.DE	Xtrackers II Target Maturity Sept 2027Corporate Bond UCITS ET (Dist, EUR)	KID
708	XB29.DE	Xtrackers II Target Maturity Sept 2029Corporate Bond UCITS ET (Dist, EUR)	KID
709	XB31.DE	Xtrackers II Target Maturity Sept 2031Corporate Bond UCITS ET (Dist, EUR)	KID
710	XB4F.DE	Xtrackers IICorp Bond SRI PAB UCITS 1D (Dist, EUR)	KID

711	XBAE.DE	Xtrackers II ESG Global Agg Bond UCITS 1D (Acc, EUR)	KID
712	XCAC.DE	Xtrackers CAC 40 UCITS 1D (Dist, EUR)	KID
713	XCHA.DE	Xtrackers CSI300 Swap UCITS 1C (Acc, EUR)	KID
714	XD3E.DE	Xtrackers O STOXX QUALITY DIVIDEND UCITS (Dist, EUR)	KID
715	XD5E.DE	Xtrackers MSCI EMU UCITS 1D (Dist, EUR)	KID
716	XD9E.DE	Xtrackers MSCI USA UCITS 1D (Acc, EUR)	KID
717	XDBC.DE	Xtrackers Blo Comm ex-Agricul Livest Swap 1CH (Acc, EUR)	KID
718	XDDX.DE	Xtrackers DAX ESG Screened UCITS 1D (Dist, EUR)	KID
719	XDEW.DE	Xtrackers S&P 500 Equal Weight UCITS 1C (Acc, EUR)	KID
720	XDG7.DE	Xtrackers MSCI GI SDG 7 Affrd & Clean Engy UETF 1C (Acc, EUR)	KID
721	XDGU.DE	XtrackersCorporate Bond UCITS 1D (Dist, EUR)	KID
722	XDN0.DE	Xtrackers MSCI Nordic UCITS 1D (Dist, EUR)	KID
723	XDPE.DE	Xtrackers S&P 500 UCITS 4C (Acc, EUR)	KID
724	XDPS.DE	Invesco STOXX ope 600 Opt Health Care (Acc, EUR)	KID
725	XDWC.DE	Xtrackers MSCI Wrld Concretionary UCITS 1C (Acc, EUR)	KID
726	XDWU.DE	Xtrackers MSCI World Utilities UCITS 1C (Acc, EUR)	KID
727	XEIN.DE	Xtrackers II ozone Inflation-Linked Bond UCITS (Acc, EUR)	KID
728	XEMB.DE	Xtrackers IIEmerging Markets Bnd UCITS 2D (Acc, EUR)	KID
729	XEPS.DE	Invesco STOXX ope 600 Opt Oil&Gas UCITS (Acc, EUR)	KID
730	XESX.DE	Xtrackers o Stoxs 50 UCITS 1D (Dist, EUR)	KID
731	XFPS.DE	Invesco STOXX ope 600 Opt Finl Services (Acc, EUR)	KID
732	XG7S.DE	Xtrackers II Global Government Bond UCITS 5C (Acc, EUR)	KID
733	XGIN.DE	Xtrackers II Global Infl-Linkd Bond UCITS 5C (Acc, EUR)	KID
734	XGIU.DE	Xtrackers II Global Infl-Linkd Bond UCITS 5C (Acc, EUR)	KID
735	XHY1.DE	Xtrackers IIHY Corp Bond 1-3 Swp UCITS 1D (Dist, EUR)	KID
736	XHYG.DE	Xtrackers IIHigh Yield Corp Bond UCITS 1D (Dist, EUR)	KID
737	XIPS.DE	Invesco STOXX ope 600 Opt Insurance (Acc, EUR)	KID
738	XLFS.UK	Invesco Financials S&P US Sel Sector UCITS (Acc, USD)	KID
739	XLKS.UK	Invesco Technology S&P US Sel Sector UCITS (Acc, USD)	KID
740	XLVS.UK	Invesco Health Care S&P US Sel Sect UCITS (Acc, USD)	KID
741	XMAS.DE	Xtrackers MSCI EM Asia ESG Scrnd Swap UCITS 1C (Acc, EUR)	KID
742	XMBR.DE	Xtrackers MSCI Brazil UCITS 1C (Acc, EUR)	KID
743	XMIB.DE	Xtrackers FTSE MIB UCITS 1D (Dist, EUR)	KID
744	XMKA.DE	Xtrackers MSCI Africa Top 50 Swap UCITS 1C (Acc, EUR)	KID
745	XMTW.DE	Xtrackers MSCI Taiwan UCITS 1C (Acc, EUR)	KID
746	XMUS.DE	Xtrackers MSCI USA Swap UCITS 1C (Acc, EUR)	KID
747	XNIF.DE	Xtrackers Nifty 50 Swap UCITS 1C (Acc, EUR)	KID
748	XPPS.DE	Invesco STOXX ope 600 Opt Basic Res (Acc, EUR)	KID
749	XQPS.DE	Invesco STOXX ope 600 OptPersnl&HoshldGdsETF (Acc, EUR)	KID

750	XQUI.DE	Xtrackers Portfolio UCITS 1C (Acc, EUR)	KID
751	XREA.DE	Xtrackers FTSE Dev o ex UK REstate UCITS 1C (Acc, EUR)	KID
752	XRS2.DE	Xtrackers Russell 2000 UCITS 1C (Acc, EUR)	KID
753	XSFR.DE	Xtrackers S&P Select Frontier Swap UCITS 1C (Acc, EUR)	KID
754	XSGL.DE	Xtrackers S&P Gblal Infrastructre Swp UCITS 1C (Acc, EUR)	KID
755	XTPS.DE	Invesco STOXX ope 600 Opt Trav&Leisure (Acc, EUR)	KID
756	XUCS.DE	Xtrackers MSCI USA Consumer Staples UCITS 1D (Dist, EUR)	KID
757	XUTC.DE	Xtrackers MSCI USA Information Tech UCITS 1D (Dist, EUR)	KID
758	XUTD.UK	Xtrackers II US Treasuries UCITS 1D (Dist, USD)	KID
759	XUTE.DE	Xtrackers II US Treasuries UCITS 1D (Dist, EUR)	KID
760	XWEQ.DE	Xtrackers MSCI World Quality ESG UCITS 1C (Acc, EUR)	KID
761	XY4P.DE	Xtrackers II iBxx Euzn Gv BY Plus UCITS 1C (Acc, EUR)	KID
762	XYPL.DE	Xtrackers iBoxxCorp Bond YP UCITS 1D (Acc, EUR)	KID
763	XZE5.DE	Xtrackers II CorpBdShortDurSRI PAB UCITS 1C (Acc, EUR)	KID
764	XZEU.DE	Xtrackers MSCI ope ESG UCITS 1C (Acc, EUR)	KID
765	XZMU.DE	Xtrackers MSCI USA ESG UCITS 1C (Acc, EUR)	KID
766	XZWE.DE	Xtrackers MSCI World ESG UCITS 1C (Acc, EUR)	KID
767	ZPDE.DE	SPDR S&P US Energy Select Sector UCITS (Acc, EUR)	KID
768	ZPDH.DE	SPDR S&P US Health Care Sel Sector UCITS (Acc, EUR)	KID
769	ZPDK.DE	SPDR S&P US Communic Services Sel Sector UETF (Acc, EUR)	KID
770	ZPDT.DE	SPDR S&P US Technology Select Sector UCITS (Acc, EUR)	KID
771	ZPRA.DE	SPDR S&P Pan Asia Dividend Aristocrats U (Dist, EUR)	KID
772	ZPRC.DE	SPDR Refinitiv Global Convertible Bd UCITS (Dist, EUR)	KID
773	ZPRE.DE	SPDR MSCI EMU UCITS (Acc, EUR)	KID
774	ZPRU.DE	SPDR MSCI USA Value UCITS (Acc, EUR)	KID
775	ZPRW.DE	SPDR MSCI Euope Value UCITS (Acc, EUR)	KID
776	ECMA.DE	InvescoCorp Bd ESG Multi Factor UCITS (Acc, EUR)	KID
777	ECMD.DE	InvescoCorp Bd ESG Sh Dur MFctr UCITS (Dist, EUR)	KID
778	ECMF.DE	InvescoCorp Bd ESG Multi Factor UCITS (Dist, EUR)	KID
779	ECMS.DE	InvescoCorp Bd ESG Sh Dur MFctr UCITS (Acc, EUR)	KID
780	EGVA.DE	InvescoGv & Rltd Green Trnstn U (Acc, EUR)	KID
781	EGVD.DE	InvescoGv & Rltd Green Trnstn U (Dist, EUR)	KID
782	EIB7.DE	Invesco o Government Bd 5-7 Year UCITS (Dist, EUR)	KID
783	EIBB.DE	Invesco o Government Bond UCITS (Dist, EUR)	KID
784	EIBX.DE	Invesco o Government Bd 7-10 Year UCITS (Dist, EUR)	KID
785	FAEU.DE	Invesco US High Yield Fallen Angels UCITS (Acc, EUR)	KID
786	GB1A.DE	Invesco Global Hi Yld Corp Bond ESG UCITS (Acc, EUR)	KID
787	GB1D.DE	Invesco Global Hi Yld Corp Bond ESG UCITS (Dist, EUR)	KID
788	GB1E.DE	Invesco Global Hi Yld Corp Bond ESG UCITS (Acc, EUR)	KID

789	ICFP.DE	Invesco MSCI EU ESG Lds Cath Princpl UCITS (Dist, EUR)	KID
790	IEMS.UK	iShares MSCI EM Small Cap UCITS (Dist, USD)	KID
791	IQSD.DE	Invesco Quant Stgs ESG GIEq MF UCITS (Dist, EUR)	KID
792	JJEH.DE	JPM Japan Rsrch Enhcd Idx Eq ESG UCITSA (Acc, EUR)	KID
793	JRZD.DE	JPM Zone Rsrch Enhcd Idx Eq ESG UCITSA (Dist, EUR)	KID
794	JUHE.DE	JPM US Research Enhncd Idx Eq ESG UCITSA (Acc, EUR)	KID
795	MXUE.DE	Invesco MSCI USA UCITS (Acc, EUR)	KID
796	N4US.UK	Invesco JPX-Nikkei 400 UCITS (Acc, USD)	KID
797	SHLD.UK	iShares Digital Security UCITS (Dist, USD)	KID
798	SMSJPN.DE	Invesco MSCI Japan UCITS (Acc, EUR)	KID
799	SXOPX.DE	iShares STOXX ope 600 Constr & Materials DE (Dist, EUR)	KID
800	T7EU.DE	Invesco US Treas Bd 3-7 Year UCITS (Dist, EUR)	KID
801	TR7A.DE	Invesco US Treas Bd 3-7 Year UCITS (Acc, EUR)	KID
802	TRX3.DE	Invesco US Treas Bd 1-3 Year UCITS (Acc, EUR)	KID
803	TRXA.DE	Invesco US Treas Bd 7-10 Year UCITS (Acc, EUR)	KID
804	WTGA.DE	WisdomTree GI Automotive Innvtrs UCITS (Acc, EUR)	KID
805	X6PS.DE	Invesco STOXX ope 600 Opt Utilities UCITSETF (Acc, EUR)	KID
806	XB33.DE	Xtrackers II Target Maturity Sept 2033Corporate Bond UCITS ET (Dist, EUR)	KID
807	XE01.DE	Xtrackers II ozone Government Bond 0-1 UCITS (Acc, EUR)	KID
808	XKPS.DE	Invesco STOXX ope 600 Opt Telecom UCITS (Acc, EUR)	KID
809	XMPS.DE	Invesco STOXX ope 600 Opt Media UCITS (Acc, EUR)	KID
810	XNPS.DE	Invesco STOXX ope 600 Opt IndGds&Svcs (Acc, EUR)	KID
811	XRPS.DE	Invesco STOXX ope 600 Opt Retail UCITS (Acc, EUR)	KID
812	XU10.DE	Xtrackers II US Treasuries 7-10 UCITS 1D (Dist, EUR)	KID
813	XUHE.DE	XtrackersHigh Yld Corporate Bond UCITS 1D (Acc, EUR)	KID
814	XUTL.DE	Xtrackers II US Treasuries 10+ UCITS 1D (Dist, EUR)	KID
815	XZEB.DE	Xtrackers II ESG ozone Gov. Bond UCITS 1C (Acc, EUR)	KID
816	BBLL.DE	JPM BetaBuilders US Treasury Bd 0-1 yrA (Acc, EUR)	KID
817	18M2.DE	Amundi MSCI EMU High Dividend UCITS (Acc, EUR)	KID
818	18MK.DE	Amundi MSCI India UCITS (Acc, EUR)	KID
819	28IY.DE	iShares iBond Dec 2028 Term ItGovBd UCITS EURD (Dist, EUR)	KID
820	29GI.DE	iShares iBond Dec 2029 Term EUR Corp UCITS (Dist, EUR)	KID
821	2B78.DE	iShares Healthcare Innovation UCITS (Acc, EUR)	KID
822	2B79.DE	iShares Digitalisation UCITS (Acc, EUR)	KID
823	2B7A.DE	iShares S&P 500 Utilities Sector UCITS (Acc, EUR)	KID
824	30IG.DE	iShares iBond Dec 2030 Term EUR Corp UCITS (Dist, EUR)	KID
825	36B7.DE	iShares Global Corp Bond UCITS (Dist, EUR)	KID
826	3SUE.DE	iShares MSCI Wld Cnsmr Staples Sctr UCITS (Dist, EUR)	KID
827	4COP.DE	Global X Copper Miners UCITS (Acc, EUR)	KID

828	4UB9.DE	UBS(Irl)ETFplc MSCI World Soc Rsp UCITS (Dist, EUR)	KID
829	4UBB.DE	UBS (Irl) plc MSCI USA UCITS (Acc, EUR)	KID
830	4UBI.DE	UBS(Irl)ETFplc MSCI USA Soc Rsp UCITS (Acc, EUR)	KID
831	4UBQ.DE	UBS (Irl) plc S&P 500 ESG UCITS (Acc, EUR)	KID
832	5MVW.DE	iShares MSCI World Energy Sector UCITS (Dist, EUR)	KID
833	6AAQ.DE	Amundi NASDAQ-100 UCITS (Acc, EUR)	KID
834	6TVM.DE	Lyxor S&P 500 UCITS (Dist, EUR)	KID
835	9E0E.DE	Amundi Index Euro AGG SRI - UCITS (Dist, EUR)	KID
836	A4H8.DE	Amundi Index Euro Corporate SRI (Acc, EUR)	KID
837	AAKI.DE	ARK AI & Robotics UCITS (Acc, EUR)	KID
838	ACU7.DE	Amundi Index MSCI Europe SRI PAB - A3E (Dist, EUR)	KID
839	ACUG.DE	Amundi Index MSCI Emerging Markets SRI PAB AE A (Dist, EUR)	KID
840	ACWD.UK	SPDR MSCI ACWI UCITS (Acc, USD)	KID
841	AE50.DE	Amundi Stoxx Europe 50 UCITS (Dist, EUR)	KID
842	AEME.FR	Amundi Index MSCI Emerging Markets - AU (Acc, EUR)	KID
843	AHYK.DE	Amundi Shortdax Daily (-1X) Inverse UCITS (Dist, EUR)	KID
844	AK8E.DE	Amundi Fixed Matur 2028 Gov Bd Brd UCITS (Dist, EUR)	KID
845	AME6.DE	Amundi STOXX Europe 600 ESG UCITS (Acc, EUR)	KID
846	AMEA.DE	Amundi MSCI Em Asia UCITS (Acc, EUR)	KID
847	AMED.DE	Amundi MSCI EMU ESG Leaders Select AE (Acc, EUR)	KID
848	AMEI.DE	Amundi Index MSCI Emerging Markets SRI PAB AE A (Acc, EUR)	KID
849	AMEL.DE	Amundi MSCI Em Latin America UCITS (Acc, EUR)	KID
850	AMEQ.DE	Amundi MSCI Europe Quality Factor UCITS (Acc, EUR)	KID
851	AMEW.DE	Amundi MSCI World UCITS (Acc, EUR)	KID
852	ANAV.DE	AXA IM Nasdaq 100 UCITS (Acc, EUR)	KID
853	APJX.DE	iShares MSCI Pac ex-Jpn ESG Enhcd UCITS (Acc, EUR)	KID
854	ASR3.DE	BNP Easy - Co Bd SRI Foss F 1-3Y Track Privi (Dist, EUR)	KID
855	ASR5.DE	BNP Easy - Corp Bd SRI Fossil F 3-5Y Track P (Dist, EUR)	KID
856	ASRC.DE	BNPP Easy JPM ESG EMBI Gbl Dvsfd Cmpt TC (Acc, USD)	KID
857	ASRD.DE	BNPP Easy JPM ESG EMBI Gbl Dvsfd Cmpt TC (Acc, EUR)	KID
858	AUM5.DE	Amundi S&P 500 UCITS (Acc, EUR)	KID
859	AVWC.DE	Avantis Global Equity UCITS (Acc, EUR)	KID
860	AVWS.DE	Avantis Global Small Cap Value UCITS (Acc, EUR)	KID
861	AW16.DE	UBS(Irl)ETFplc MSCI USA ClimParAI UCITS USDAA (Acc, EUR)	KID
862	AW1P.DE	UBS (Irl) plc MSCI ACWI Soc Rsp UETF (Acc, EUR)	KID
863	AW1R.DE	UBS (Irl) plc MSCI ACWI Soc Rsp UETF (Acc, EUR)	KID
864	AYEW.DE	iShares MSCI Wld Info Tech Sctr ESG UCITS (Dist, EUR)	KID
865	B500.DE	Amundi S&P 500 Buyback UCITS (Acc, EUR)	KID
866	BBTR.DE	BetaBuilders US Treasury Bond UCITS - (Acc, EUR)	KID

867	BJLN.DE	BNP Paribas Easy Sust Corp Bd UCITS (Acc, EUR)	KID
868	C001.DE	Amundi DAX UCITS (Dist, EUR)	KID
869	C003.DE	Amundi DIVDAX UCITS (Dist, EUR)	KID
870	C007.DE	Amundi MDAX ESG UCITS (Dist, EUR)	KID
871	C030.DE	Amundi DJ Switzerland Titans 30 UCITS (Dist, EUR)	KID
872	CANEUA.DE	UBS LFS MSCI Canada UCITS (Dist, EUR)	KID
873	CB3G.DE	Amundi Gov Bd Euro Brd Inv Grd UCITS (Acc, EUR)	KID
874	CBU2.DE	iShares EUR Aggregate Bond UCITS (Acc, EUR)	KID
875	CBUC.DE	iShares MSCI USA ESG Enhanced UCITS (Acc, EUR)	KID
876	CBUE.DE	iShares \$ Treasury Bond 3-7yr UCITS (Dist, EUR)	KID
877	CBUF.DE	iShares MSCI Wld Hlth Care Sctr ESG UCITS (Dist, EUR)	KID
878	CBUI.DE	iShares MSCI Wld Value Factor ESG UCITS (Acc, EUR)	KID
879	CBUK.DE	iShares MSCI China Tech UCITS (Acc, EUR)	KID
880	CBUL.DE	iShares \$ TIPS 0-5 UCITS (Dist, EUR)	KID
881	CBUQ.DE	iShares MSCI ACWI SRI UCITS (Dist, EUR)	KID
882	CBUV.DE	iShares Metaverse UCITS (Acc, EUR)	KID
883	CBUY.DE	iShares MSCI ACWI SRI UCITS (Acc, EUR)	KID
884	CE8G.DE	Amundi MSCI World Ex Europe UCITS (Acc, EUR)	KID
885	CEB9.DE	iShares Global Timber & Forestry UCITS (Acc, EUR)	KID
886	CEBD.DE	iShares iBond Dec 2027 Term EUR Corp UCITS (Dist, EUR)	KID
887	CEBE.DE	iShares iBond Dec 2026 Term ? Corp UCITS (Acc, EUR)	KID
888	CEBH.DE	iShares iBond Dec 2025 Term EUR Corp UCITS (Dist, EUR)	KID
889	CEBS.DE	iShares Copper Miners UCITS (Acc, EUR)	KID
890	CEMQ.DE	iShares Edge MSCI Europe Qual Fctr UCITS (Acc, EUR)	KID
891	CEMR.DE	iShs Edge MSCI Europ Mmntm Fctr UCITS (Acc, EUR)	KID
892	CSW.FR	Amundi MSCI Switzerland UCITS (Acc, EUR)	KID
893	D500.DE	Invesco S&P 500 UCITS (Dist, EUR)	KID
894	D5BH.DE	Xtrackers MSCI Canada ESG Screened UCITS (Acc, EUR)	KID
895	D5BM.DE	Xtrackers S&P 500 Swap UCITS (Acc, EUR)	KID
896	DAPP.UK	VanEck Crypto and Bickchn Innvtrs UCITS (Acc, USD)	KID
897	DAVV.DE	VanEck Crypto and Bickchn Innvtrs UCITS (Acc, EUR)	KID
898	DFEP.UK	WisdomTree Europe Small Cap Dividend UCITS (Acc, GBp)	KID
899	DFND.NL	iShares Global Aerospace & Defence UCITS (Acc, USD)	KID
900	DFOB.DE	Amundi Euro Government Bond 25+Y - UCITS (Dist, EUR)	KID
901	DGRW.UK	WisdomTree US Quality Div Growth UCITS (Dist, USD)	KID
902	DJAD.DE	Lyxor US Treasury 10+Y (DR) UCITS (Dist, EUR)	KID
903	DRUP.DE	Amundi MSCI Disruptive Tech ESG Scrnd UCITS (Acc, EUR)	KID
904	E15G.DE	Lyxor Euro Government Bond 15+Y (DR) UCITS (Dist, EUR)	KID
905	E15H.DE	Lyxor Core Euro Govt Infl LnkD Bd (DR) UCITS (Dist, EUR)	KID

906	E50EUA.DE	UBS LFS - EURO STOXX 50 UCITS (Dist, EUR)	KID
907	E908.DE	Lyxor 1 TecDAX (DR) UCITS (Dist, EUR)	KID
908	EBMMEX.DE	iShares eb.rexx Gov Germany 0-1yr UCITS	KID
909	EBUY.DE	Amundi MSCI Digital Economy ESG Scrnd UCITS (Acc, EUR)	KID
910	ECR1.DE	Amundi Euro Corp 0-1Y ESG UCITS DR A (Acc, EUR)	KID
911	ECR3.DE	Amundi Index Euro Corporate SRI 0-3Y - IE (Acc, EUR)	KID
912	EDM6.DE	iShares MSCI Europe ESG Enhanced UCITS (Acc, EUR)	KID
913	EDMU.DE	iShares MSCI USA ESG Enhanced UCITS (Acc, EUR)	KID
914	EEEG.DE	Bnp Paribas Easy Ftse Epra/Nareit Eurozone Capped (Dist, EUR)	KID
915	EGV3.DE	Lyxor Euro Government Bond 1-3Y (DR) UCITS (Dist, EUR)	KID
916	EGV5.DE	Multi Units Luxembourg Amundi Euro Government Bond 3-5Y (Dist, EUR)	KID
917	EH1Y.DE	iShares Broad HighYieldCorporateBond UCITS (Dist, EUR)	KID
918	EHDL.DE	Invesco FTSE EM High Div Low Vol UCITS (Dist, EUR)	KID
919	EHF1.DE	Amundi MSCI Europe Hgh Dvdnd Factor UCITS (Acc, EUR)	KID
920	EHLT.DE	Lyxor STOXX Europe 600 Healthcare UCITS - (Dist, EUR)	KID
921	EJAH.DE	BNPP Easy MSCI Jpn ESG Filtered Min TE TC (Acc, EUR)	KID
922	EJAP.DE	BNPP Easy MSCI Jpn ESG Filtered Min TE TC (Acc, EUR)	KID
923	EKLD.DE	BNPP Easy MSCI USA SRI S-Srs PAB 5% Cp TC C (Acc, USD)	KID
924	EKUS.DE	BNPP Easy MSCI USA SRI S-Srs PAB 5% Cp TC (Dist, EUR)	KID
925	EMIE.DE	UBS JPMorganEM IG ESG DvrsBd UCITS (Acc, EUR)	KID
926	EMKX.DE	BNPP Easy MSCI Emerg ESG Filtered Min TE TC C (Acc, EUR)	KID
927	EMND.DE	iShares MSCI World ESG Enhanced UCITS (Dist, EUR)	KID
928	EMNE.DE	iShares MSCI EMU ESG Enhanced UCITS (Dist, EUR)	KID
929	EMNJ.DE	iShares MSCI Japan ESG Enhanced UCITS (Dist, EUR)	KID
930	EMNU.DE	iShares MSCI Europe ESG Enhanced UCITS (Dist, EUR)	KID
931	EMUEUA.DE	UBS LFS - MSCI EMU UCITS (Dist, EUR)	KID
932	EMWE.DE	BNPP Easy MSCI World SRI S-Srs PAB 5% Cp TC (Acc, EUR)	KID
933	EMXC.DE	Lyxor MSCI Emerging Markets Ex China UCITS (Acc, EUR)	KID
934	EQQB.DE	Invesco EQQQ NASDAQ-100 UCITS (Acc, EUR)	KID
935	EQQQ.DE	Invesco EQQQ NASDAQ-100 UCITS (Dist, EUR)	KID
936	ERNA.UK	iShares \$ Ultrashort Bond UCITS (Acc, USD)	KID
937	ESAP.DE	BNP Paribas Easy S&P 500 UCITS (Acc, USD)	KID
938	ESEA.DE	BNP Paribas Easy S&P 500 UCITS (Dist, USD)	KID
939	ESEE.DE	BNP Paribas Easy S&P 500 UCITS (Acc, EUR)	KID
940	ESEH.DE	BNP Paribas Easy S&P 500 UCITS (Acc, EUR)	KID
941	ESIC.DE	iShares MSCI Eu Cnsmr Dscrtmr Sctr UCITS (Acc, EUR)	KID
942	ESIE.DE	iShares MSCI Europe Energy Sector UCITS (Acc, EUR)	KID
943	ESIF.DE	iShares MSCI Europe Finls Sector UCITS (Acc, EUR)	KID
944	ESIN.DE	iShares MSCI Europe Industrials Sector UCITS (Acc, EUR)	KID

945	ESIS.DE	iShares MSCI Eu Cnsmr Stpls Sctr UCITS (Acc, EUR)	KID
946	ESP0.DE	VanEck Video Gaming and eSports UCITS (Acc, EUR)	KID
947	ETBB.DE	BNP Paribas Easy EURO STOXX 50 UCITS (Dist, EUR)	KID
948	ETDD.DE	BNP Paribas Easy EURO STOXX 50 UCITS (Acc, EUR)	KID
949	ETFSG2P.DE	Etflab Stox Europe Strong Growth 20 (Dist, EUR)	KID
950	ETL2.DE	L&G Longer Dated All Commodities UCITS (Acc, EUR)	KID
951	ETLK.DE	L&G Asia Pacific Ex Japan Equity UCITS (Acc, EUR)	KID
952	ETLQ.DE	L&G Global Equity UCITS (Acc, EUR)	KID
953	ETLX.DE	L&G Gold Mining UCITS (Acc, EUR)	KID
954	ETLZ.DE	L&G Russell 2000 US Small Cap Qlty U (Acc, EUR)	KID
955	ETSZ.DE	BNP Paribas Easy Stox Europe 600 UCITS (Acc, EUR)	KID
956	EUHA.DE	PIMCO Euro ShTrm HY C Bd Idx UCITS (Acc, EUR)	KID
957	EUN3.DE	iShares Global Govt Bond UCITS (Dist, EUR)	KID
958	EUN4.DE	iShares EUR Aggregate Bond UCITS (Dist, EUR)	KID
959	EUN6.DE	iShares EUR Govt Bond 0-1 yr UCITS (Dist, EUR)	KID
960	EUN8.DE	iShares EUR Govt Bond 10-15yr UCITS (Dist, EUR)	KID
961	EUN9.DE	iShares EUR Govt Bond 5-7yr UCITS (Dist, EUR)	KID
962	EUNI.DE	iShares MSCI EM Small Cap UCITS (Dist, EUR)	KID
963	EUNK.DE	iShares Core MSCI Europe UCITS (Acc, EUR)	KID
964	EUNM.DE	iShares MSCI EM UCITS (Acc, EUR)	KID
965	EUNN.DE	iShares Core MSCI Japan IMI UCITS (Acc, EUR)	KID
966	EUNR.DE	iShares III PLC - iShares Corp Bond ex-Financials UCITS (Dist, EUR)	KID
967	EUNS.DE	iShares EUR CorpBd exFinancials1-5yr UCITS (Dist, EUR)	KID
968	EUNT.DE	iShares EUR Corp Bond 1-5 yr UCITS (Dist, EUR)	KID
969	EUNU.DE	iShares Core GI Aggregate Bd UCITS (Dist, EUR)	KID
970	EXIA.DE	iShares DAX ESG UCITS (DE) (Acc, EUR)	KID
971	EXIE.DE	iShares STOXX Europe 600 UCITS (Acc, EUR)	KID
972	F500.DE	Amundi S&P 500 ESG UCITS (Acc, EUR)	KID
973	F701.DE	Lyxor Portfolio Strategy UCITS (Dist, EUR)	KID
974	FEPX.DE	Fidelity Sust Rsrch Enh Pac ex Jp Eq UETF (Acc, EUR)	KID
975	FGEA.DE	Fidelity Global Quality Income UCITS (Acc, EUR)	KID
976	FGEU.DE	Fidelity Global Quality Income UCITS Inc (Dist, EUR)	KID
977	FLPE.DE	FlexShares Listed Private Equity UCITS (Acc, EUR)	KID
978	FLX5.DE	Franklin S&P 500 Paris Aligned Climate UCITS (Acc, EUR)	KID
979	FLXC.DE	Franklin FTSE China UCITS (Acc, EUR)	KID
980	FLXD.DE	Franklin European Dividend UCITS (Dist, EUR)	KID
981	FLXX.DE	Franklin Global Dividend UCITS (Dist, EUR)	KID
982	FRCJ.DE	UBS LFS-MSCI Japan Soc Responsible (Dist, EUR)	KID
983	FRNE.DE	Amundi Float Rate Euro Corporate ESG (Acc, EUR)	KID

984	FRNU.DE	Amundi Float Rate Corp ESG UCITS (Acc, EUR)	KID
985	FTGD.DE	First Trust SMID Rising Dividend Achievers UCITS (Acc, EUR)	KID
986	FTGN.DE	First Trust Cboe Vt US Eq Mod Bfrr UETF (Acc, EUR)	KID
987	FUSR.DE	Fidelity Sust Research Enh US Eq UCITS (Acc, EUR)	KID
988	FVSH.DE	Franklin Euro Short Maturity UCITS (Dist, EUR)	KID
989	G2X.DE	VanEck Gold Miners UCITS (Acc, EUR)	KID
990	GC40.DE	Amundi CAC 40 ESG UCITS (Acc, EUR)	KID
991	GERD.DE	L&G Gerd Kommer Multifactor Eq UCITS (Acc, EUR)	KID
992	GLUX.DE	Amundi S&P Global Luxury UCITS (Acc, EUR)	KID
993	GRON.DE	iShares Green Bond UCITS (Dist, EUR)	KID
994	GSDE.DE	BNPP Easy Engy&Metals Enhcd Roll UCITS (Acc, EUR)	KID
995	H1D5.DE	Amundi S&P 500 UCITS (Acc, EUR)	KID
996	H410.DE	HSBC MSCI Emerging Markets UCITS (Dist, EUR)	KID
997	H411.DE	HSBC MSCI AC Far East ex Japan UCITS (Acc, EUR)	KID
998	H412.DE	HSBC USA Sustainable Equity UCITS (Acc, EUR)	KID
999	H4Z2.DE	HSBC APac Ex Japan Sustainable Eq UCITS (Acc, EUR)	KID
1000	H4ZA.DE	HSBC Euro Stoxx 50 UCITS (Dist, EUR)	KID
1001	H4ZE.DE	HSBC MSCI Europe UCITS (Dist, EUR)	KID
1002	H4ZF.DE	HSBC S&P 500 UCITS (Dist, EUR)	KID
1003	H4ZJ.DE	HSBC MSCI World UCITS (Dist, EUR)	KID
1004	H4ZL.DE	HSBC FTSE EPRA NAREIT Developed UCITS (Dist, EUR)	KID
1005	H4ZP.DE	HSBC MSCI China UCITS (Dist, EUR)	KID
1006	H4ZT.DE	HSBC MSCI Indonesia UCITS (Dist, EUR)	KID
1007	H4ZX.DE	HSBC Hang Seng Tech UCITS (Acc, EUR)	KID
1008	HDLV.DE	Invesco S&P 500 High Div Low Vol UCITS (Dist, EUR)	KID
1009	HNDX.DE	Amundi NASDAQ-100 UCITS (Acc, EUR)	KID
1010	HTMW.DE	L&G Hydrogen Economy UCITS (Acc, EUR)	KID
1011	HYCN.DE	Global X Hydrogen UCITS (Acc, EUR)	KID
1012	HYLE.DE	iShares Global HY Corp Bond UCITS (Dist, EUR)	KID
1013	IB26.DE	iShares iBond Dec 2026 Term EUR Corp UCITS (Dist, EUR)	KID
1014	IB27.DE	iShares iBond Dec 2027 Term ? Corp UCITS (Acc, EUR)	KID
1015	IB28.DE	iShares iBond Dec 2028 Term EUR Corp UCITS (Dist, EUR)	KID
1016	IB83EX.DE	iShares Euro Government Bond Capped 1.5-10.5yr(DE) (Dist, EUR)	KID
1017	IBB1.DE	iShares \$ Treasury Bd 7-10y UCITS (Dist, EUR)	KID
1018	IBC3.DE	iShares Core MSCI EM IMI UCITS (Dist, EUR)	KID
1019	IBC9.DE	iShares Global HY Corp Bond UCITS (Dist, EUR)	KID
1020	IBCA.DE	iShares EUR Govt Bond 1-3yr UCITS (Dist, EUR)	KID
1021	IBCL.DE	iShares Govt Bond 15-30yr UCITS (Dist, EUR)	KID
1022	IBCM.DE	iShares EUR Govt Bond 7-10yr UCITS (Dist, EUR)	KID

1023	IBCN.DE	iShares EUR Govt Bond 3-5yr UCITS (Dist, EUR)	KID
1024	IBCS.DE	iShares Corp Bond Large Cap UCITS (Dist, EUR)	KID
1025	IBTS.UK	iShares \$ Treasury Bd 1-3yr UCITS (Dist, GBP)	KID
1026	IBTU.UK	iShares \$ Treasury Bond 0-1yr UCITS (Dist, USD)	KID
1027	ICGA.DE	iShares MSCI China UCITS (Acc, EUR)	KID
1028	IJPE.UK	iShares MSCI Japan Hedged UCITS (Acc, EUR)	KID
1029	IQQ4.DE	iShares Asia Property Yield UCITS (Dist, EUR)	KID
1030	IQQ5.DE	iShares MSCI Turkey UCITS (Dist, EUR)	KID
1031	IQQA.DE	iShares Euro Dividend UCITS (Dist, EUR)	KID
1032	IQQB.DE	iShares MSCI Brazil UCITS (Dist, EUR)	KID
1033	IQQC.DE	iShares China Large Cap UCITS (Dist, EUR)	KID
1034	IQQD.DE	iShares UK Dividend UCITS (Dist, EUR)	KID
1035	IQQF.DE	iShares MSCI AC Far East ex-Jpn UCITS (Dist, EUR)	KID
1036	IQQG.DE	iShares Euro Total Mrkt Grwth Lrg UCITS (Dist, EUR)	KID
1037	IQQI.DE	iShares Global Infrastructure UCITS (Dist, EUR)	KID
1038	IQQJ.DE	iShares MSCI Japan UCITS (Dist, EUR)	KID
1039	IQQK.DE	iShares MSCI Korea UCITS (Dist, EUR)	KID
1040	IQQL.DE	iShares Listed Private Equity UCITS (Dist, EUR)	KID
1041	IQQM.DE	iShares EURO STOXX Mid UCITS (Dist, EUR)	KID
1042	IQQN.DE	iShares MSCI North America UCITS (Dist, EUR)	KID
1043	IQQP.DE	iShares European Property Yield UCITS (Dist, EUR)	KID
1044	IQQS.DE	iShares EURO STOXX Small UCITS (Dist, EUR)	KID
1045	IQQT.DE	iShares MSCI Taiwan UCITS (Dist, EUR)	KID
1046	IQQU.DE	iShares MSCI Europe ex-UK UCITS (Dist, EUR)	KID
1047	IQQX.DE	iShares Asia Pacific Dividend UCITS (Dist, EUR)	KID
1048	IQQY.DE	iShares Core MSCI Europe UCITS (Dist, EUR)	KID
1049	IQSA.DE	Invesco Quant Stgs ESG GIEq MF UCITS (Acc, EUR)	KID
1050	IROB.DE	L&G ROBO GI Robotics and Automation U (Acc, EUR)	KID
1051	IS02.DE	iShares JP Morgan \$ EM Bond UCITS (Acc, EUR)	KID
1052	IS05.DE	iShares EUR Govt Bd 20yr Tgt Dur UCITS (Dist, EUR)	KID
1053	IS06.DE	iShares EUR Corp Bond BBB-BB UCITS (Dist, EUR)	KID
1054	IS0R.DE	iShares \$ High Yield Corp Bond UCITS (Dist, EUR)	KID
1055	IS0X.DE	iShares Global Corp Bond UCITS (Dist, EUR)	KID
1056	IS0Y.DE	iShares EUR CorpBdInterestRateHgd UCITS (Dist, EUR)	KID
1057	IS3B.DE	iShares EUR Corp Bond Financials UCITS (Dist, EUR)	KID
1058	IS3H.DE	iShares MSCI EMU Mid Cap UCITS (Acc, EUR)	KID
1059	IS3J.DE	iShares \$ Short Dur Corp Bd UCITS (Dist, EUR)	KID
1060	IS3K.DE	iShares \$ Sht Duration HY Crp Bd UCITS (Dist, EUR)	KID
1061	IS3L.DE	iShares \$ Ultrashort Bond UCITS (Dist, EUR)	KID

1062	IS3M.DE	iShares EUR Ultrashort Bond UCITS (Dist, EUR)	KID
1063	IS3T.DE	iShares Edge MSCI Wld Size Factor UCITS (Acc, EUR)	KID
1064	IS3U.DE	iShares MSCI France UCITS (Acc, EUR)	KID
1065	IS3V.DE	iShares GI Infl Lnk Govt Bd UCITS (Acc, EUR)	KID
1066	IS4S.DE	iShares Digital Security UCITS (Dist, EUR)	KID
1067	IU0E.DE	iShares \$ Corp Bond 0-3yr ESG UCITS (Acc, EUR)	KID
1068	IU5C.DE	iShares S&P 500 Communication Sctr UCITS (Acc, EUR)	KID
1069	IUS2.DE	iShares S&P U.S. Banks UCITS (Acc, EUR)	KID
1070	IUS4.DE	iShares MSCI Japan Small Cap UCITS (Dist, EUR)	KID
1071	IUS5.DE	iShares GI Infl Lnk Govt Bd UCITS (Acc, EUR)	KID
1072	IUS6.DE	iShares EUR Covered Bond UCITS (Dist, EUR)	KID
1073	IUSC.DE	iShares MSCI EM Latin America UCITS D (Dist, EUR)	KID
1074	IUSD.DE	iShares MSCI World Islamic UCITS (Dist, EUR)	KID
1075	IUSK.DE	iShares MSCI Europe SRI UCITS (Acc, EUR)	KID
1076	IUSL.DE	iShs Dow Jones Gbl Sust Scrnd UCITS (Acc, EUR)	KID
1077	IUSS.DE	iShares MSCI Saudi Arabia Capped UCITS (Acc, EUR)	KID
1078	IUST.DE	iShares \$ TIPS UCITS (Acc, EUR)	KID
1079	IUSU.DE	iShares \$ Treasury Bd 1-3yr UCITS (Dist, EUR)	KID
1080	IVAI.DE	Invesco Artificial Intlgn Enablers UCITS (Acc, EUR)	KID
1081	IVCS.DE	Invesco Cybersecurity UCITS (Acc, EUR)	KID
1082	IVOA.DE	iShares iBond Dec 2028 Term ? Corp UCITS (Acc, EUR)	KID
1083	J1GR.DE	Amundi MSCI Japn ESG Clmt NET Zero Ambtn CTB AE (Acc, EUR)	KID
1084	JBEM.DE	BNPP Easy JPM ESG EMU Government Bond IG TC C (Acc, EUR)	KID
1085	JEBE.DE	JPM Corpo Bd Research Enhcd Idx ESG (Dist, EUR)	KID
1086	JEEM.DE	JPM Gbl EM Rsrch Enhcd Idx Eq ESG UCITS (Acc, EUR)	KID
1087	JGIE.DE	JPM Gbl Research Enhcd Idx Eq ESG UCITS (Acc, EUR)	KID
1088	JJEJ.DE	JPM Japan Rsrch Enhcd Idx Eq ESG UCITS (Acc, EUR)	KID
1089	JMBE.DE	JPM Em Mkts Sovereign Bond UCITS (Acc, EUR)	KID
1090	JMLP.DE	Alerian Midstream Energy Dividend UCITS Dis (Dist, EUR)	KID
1091	JNHD.DE	AMUNDI MSCI Japan UCITS - (Dist, EUR)	KID
1092	JPNEUA.DE	UBS LFS MSCI Japan UCITS (Dist, EUR)	KID
1093	JPNH.DE	Multi Units France Amundi Japan Topix II Ucits (Dist, EUR)	KID
1094	JRGD.DE	JPM Gbl Research Enhcd Idx Eq ESG UCITS (Dist, EUR)	KID
1095	JSRI.DE	BNPP Easy MSCI Jpn SRI S-Srs PAB 5% Cppd TP (Dist, EUR)	KID
1096	JUIE.DE	JPM US Research Enhcd Idx Eq ESG UCITS (Acc, EUR)	KID
1097	K0MR.DE	L&G Gerd Kommer Multifactor Eq UCITS (Dist, EUR)	KID
1098	KFTK.DE	Invesco KBW NASDAQ Fintech UCITS (Acc, EUR)	KID
1099	KLMH.DE	Lyxor Green Bond (DR) UCITS (Acc, EUR)	KID
1100	KWBE.UK	KraneShares CSI China Internet UCITS (Acc, EUR)	KID

1101	KX1G.DE	Amundi GovBd Lwst Rtd Euro Inv Grd UCTS-EC (Acc, EUR)	KID
1102	L0CK.DE	iShares Digital Security UCITS (Acc, EUR)	KID
1103	L4K3.DE	Lyxor MSCI China UCITS - (Acc, EUR)	KID
1104	LASI.DE	Lyxor MSCI AC Asia Ex Japan UCITS (Acc, EUR)	KID
1105	LBNK.DE	Amundi STOXX Europe 600 Banks UCITS (Acc, EUR)	KID
1106	LBRE.DE	Lyxor STOXX Europe 600 Basic Resources UCITS (Acc, EUR)	KID
1107	LCEU.DE	BNPP Easy Low Carbon 100 Europe PAB UCITS (Acc, EUR)	KID
1108	LCHI.DE	Lyxor MSCI China ESG Ldrs Extra DR UCITS (Acc, EUR)	KID
1109	LCXPEX.DE	iShares STOXX Europe Large 200 UCITS (Dist, EUR)	KID
1110	LDAX.DE	Lyxor DAX (DR) UCITS - (Dist, EUR)	KID
1111	LESU.DE	AMUNDI MSCI USA ESG LEADERS EXT UCITS (Dist, EUR)	KID
1112	LGQG.DE	Amundi MSCI EMU ESG CTB Net Zero Ambition - UCITS (Acc, EUR)	KID
1113	LHTC.DE	Lyxor STOXX Europe 600 Healthcare UCITS (Acc, EUR)	KID
1114	LI7U.DE	Global X Lithium and Battery Tech UCITS (Acc, EUR)	KID
1115	LIRU.DE	Amundi STOXX Europe 600 Insurance UCITS (Acc, EUR)	KID
1116	LOGS.DE	Amundi STOXX Europe 600 Enrg ESG Scrnd UCITS (Acc, EUR)	KID
1117	LTUG.DE	Amundi STOXX Europe 600 Technology UCITS (Acc, EUR)	KID
1118	LTUR.DE	Lyxor MSCI Turkey UCITS (Acc, EUR)	KID
1119	LTVL.DE	Amundi STOXX Europe 600 Cons Dcretnry UCITS (Acc, EUR)	KID
1120	LWCR.DE	Amundi MSCI Wld ESG CTB Nt Zr Ambtn UCITS (Acc, EUR)	KID
1121	LYBK.DE	Lyxor EURO STOXX Banks UCITS (Acc, EUR)	KID
1122	LYP2.DE	Lyxor S&P 500 UCITS (Dist, EUR)	KID
1123	LYP6.DE	Amundi Stoxx Europe 600 - UCITS (Acc, EUR)	KID
1124	LYPD.DE	Lyxor UCITS MSCI World Financials TR (Acc, EUR)	KID
1125	LYQ2.DE	Lyxor Euro Government Bond 1-3Y (DR) UCITS (Acc, EUR)	KID
1126	LYQ3.DE	Multi Units Luxembourg Amundi Euro Government Bond 3-5Y (Acc, EUR)	KID
1127	LYS4.DE	Lyxor EuroMTS Hgt Rtd Mcr-Wgd Gvt Bd 1-3Y (Acc, EUR)	KID
1128	LYS5.DE	Lyxor EuroMTS Hgt Rtd Mcr-Wgd Gvt Bd 3-5Y DR (Acc, EUR)	KID
1129	LYSX.DE	Lyxor EURO STOXX 50 (DR) UCITS (Acc, EUR)	KID
1130	LYTR.DE	Amundi Blbrg Equilwght Commndt ex-Agricl UCITS (Acc, EUR)	KID
1131	LYXA.DE	Lyxor EuroMTS Hgt Rtd Mcr-Wgd Gvt Bd DR UCTS (Acc, EUR)	KID
1132	LYXC.DE	Lyxor Euro Government Bond 5-7Y (DR) UCITS (Acc, EUR)	KID
1133	LYXD.DE	Lyxor Euro Government Bond 7-10Y (DR) UCITS (Acc, EUR)	KID
1134	LYXF.DE	Lyxor Euro Government Bond 15+Y (DR) UCITS (Acc, EUR)	KID
1135	LYY0.DE	Lyxor MSCI All Country World UCITS (Acc, EUR)	KID
1136	LYY5.DE	Lyxor MSCI Europe (DR) UCITS (Acc, EUR)	KID
1137	LYYB.DE	Amundi MSCI USA ESG CI Nt Zr Ambton CTB UETF (Dist, EUR)	KID
1138	MCXPEX.DE	iShares STOXX Europe Mid 200 (Dist, EUR)	KID
1139	MDBA.DE	UBS LFS - Sustain Dev Bank Bs UCITS (Acc, EUR)	KID

1140	MIVA.DE	Amundi MSCI Europe Min Vol Factor UCITS-EC (Acc, EUR)	KID
1141	MIVB.DE	Amundi Index MSCI Europe SRI PAB (Acc, EUR)	KID
1142	MJMT.DE	Amundi MSCI Europe Momentum Factor UCITS (Acc, EUR)	KID
1143	MTDD.DE	Lyxor Euro Government Bond 7-10Y UCITS (Dist, EUR)	KID
1144	MWEQ.DE	Invesco MSCI World Equal Weight UCITS (Acc, EUR)	KID
1145	MWON.DE	Amundi S&P SmallCap 600 ESG UCITS (Dist, EUR)	KID
1146	MWOT.DE	Amundi Russell 1000 Gro UCITS (Acc, USD)	KID
1147	MWSH.DE	Amundi MSCI World SRI Cl Nt Zr Ambtn PAB U (Acc, EUR)	KID
1148	MXUK.DE	Invesco MSCI Europe ex-UK UCITS (Acc, EUR)	KID
1149	OG35.DE	Ossiam Gov Bd 3-5Y Carb Red UCITS (Acc, EUR)	KID
1150	OM3F.DE	iShares Sustainable Euro Corporate Bond UCITS (Dist, EUR)	KID
1151	OM3L.DE	iShares MSCI USA ESG Enhanced UCITS (Dist, EUR)	KID
1152	OM3M.DE	iShares \$ Treasury Bond 3-7yr UCITS (Dist, EUR)	KID
1153	OM3Y.DE	iShares MSCI EM IMI ESG Screened UCITS (Dist, EUR)	KID
1154	PABW.DE	Amundi MSCI Wld Cl Nt Zr Ambtn PAB UCITS (Acc, EUR)	KID
1155	PAUJ.DE	Invesco MSCI Japan ESG Clim Par AI UCITS (Acc, EUR)	KID
1156	PJS1.DE	PIMCOS PLC - PIMCO Euro Short Maturity UCITS (Dist, EUR)	KID
1157	PJSR.DE	PIMCOS PLC - PIMCO Euro Short Maturity UCITS (Acc, EUR)	KID
1158	PR10.DE	Amundi Index Euro AGG SRI - UCITS (Acc, EUR)	KID
1159	PR1C.DE	Amundi Prime Euro Corporates UCITS (Dist, EUR)	KID
1160	PR1E.DE	Amundi Prime Europe - UCITS DR (Dist, EUR)	KID
1161	PR1H.DE	Amundi Prime US Tr Bd 0-1 Y UCITS (Acc, EUR)	KID
1162	PR1J.DE	Amundi Prime Japan UCITS (Dist, EUR)	KID
1163	PR1P.DE	Amundi Prime US Corporates - UCITS DR (Dist, EUR)	KID
1164	PR1R.DE	Amundi Prime Euro Govies IE (Dist, EUR)	KID
1165	PR1W.DE	Amundi Prime Global UCITS DR (Dist, EUR)	KID
1166	PRAP.DE	Amundi Prime US Corporates - UCITS (Acc, EUR)	KID
1167	PRAS.DE	Amundi Prime US Treasury UCITS DR (Acc, EUR)	KID
1168	QDVA.DE	iShares Edge MSCI USA Mmntm Fctr UCITS (Acc, EUR)	KID
1169	QDVB.DE	iShares Edge MSCI USA Qual Fctr UCITS (Acc, EUR)	KID
1170	QDVC.DE	iShares Edge MSCI USA Size Fctr UCITS (Acc, EUR)	KID
1171	QDVD.DE	iShares MSCI USA Quality Div ESG UCITS (Dist, EUR)	KID
1172	QDVN.DE	iShares MSCI Japan SRI Hedged UCITS (Acc, EUR)	KID
1173	QDVQ.DE	iShares Fallen Angels HY Corp Bd UCITS (Dist, EUR)	KID
1174	QDVW.DE	iShares MSCI World Quality Div ESG UCITS (Dist, EUR)	KID
1175	QDVX.DE	iShares MSCI Europe Qlty Div ESG UCITS (Dist, EUR)	KID
1176	QDVG.DE	iShares \$ Floating Rate Bd UCITS (Dist, EUR)	KID
1177	QGRW.DE	WisdomTree US Quality Growth UCITS (Acc, EUR)	KID
1178	QYLD.UK	Global X NASDAQ 100 Covered Call UCITS (Dist, USD)	KID

1179	R1JKE.DE	iShares Pfandbriefe UCITS (Dist, EUR)	KID
1180	RIZJ.DE	Rize USA Environmental Impact UCITS (Acc, EUR)	KID
1181	RS2K.DE	Amundi Russell 2000 UCITS (Acc, EUR)	KID
1182	RXPXEX.DE	iShares eb.rexx(R) Government Germany 10.5+ (Dist, EUR)	KID
1183	RXRGEX.DE	iShares eb.rexx(R) Government Germany (Dist, EUR)	KID
1184	S0LR.DE	Invesco Solar Energy UCITS (Acc, EUR)	KID
1185	S5SD.DE	UBS (Irl) plc S&P 500 ESG UCITS (Dist, EUR)	KID
1186	S5SG.DE	UBS (Irl) plc S&P 500 ESG UCITS (Acc, EUR)	KID
1187	S6DW.DE	iShares MSCI World ESG Screened UCITS (Dist, EUR)	KID
1188	SADA.DE	Amundi Index MSCI EM Asia SRI PAB UCITS (Dist, EUR)	KID
1189	SCXPEX.DE	iShares STOXX Europe Small 200 UCITS (Dist, EUR)	KID
1190	SEAB.DE	UBS LFS-J.P.Mrgn EM DivBd 1-5 UCITS (Acc, EUR)	KID
1191	SGAJ.DE	iShares MSCI Japan ESG Screened UCITS (Acc, EUR)	KID
1192	SGAS.DE	iShares MSCI USA ESG Screened UCITS (Acc, EUR)	KID
1193	SLMA.DE	iShares MSCI EMU ESG Screened UCITS (Acc, EUR)	KID
1194	SLMB.DE	iShares MSCI EMU ESG Screened UCITS (Dist, EUR)	KID
1195	SLMC.DE	iShares MSCI Europe ESG Screened UCITS (Acc, EUR)	KID
1196	SLMD.DE	iShares MSCI Europe ESG Screened UCITS (Dist, EUR)	KID
1197	SLMG.DE	iShares JPM ESG \$ EM Bond UCITS (Acc, EUR)	KID
1198	SLUS.DE	iShares MSCI USA ESG Screened UCITS (Dist, EUR)	KID
1199	SMLD.DE	Invesco Morningstar US Engy Infra MLP UETF (Dist, EUR)	KID
1200	SNA2.DE	iShares \$ Treasury Bond UCITS (Dist, EUR)	KID
1201	SNAZ.DE	iShares J.P. Morgan \$ EM Corp Bd UCITS (Acc, EUR)	KID
1202	SODJ.DE	iShares MSCI Japan ESG Screened UCITS (Dist, EUR)	KID
1203	SPF1.DE	SPDR Refinitiv Global Convertible Bd UCITS (Acc, EUR)	KID
1204	SPFE.DE	SPDR Bloomberg Global Aggrt Bd UCITS (Dist, EUR)	KID
1205	SPFH.DE	SPDR MSCI World UCITS (Acc, EUR)	KID
1206	SPFT.DE	SPDR MSCI World Technology UCITS (Acc, EUR)	KID
1207	SPP1.DE	SPDR MSCI ACWI UCITS (Acc, EUR)	KID
1208	SPP3.DE	SPDR Bloomberg 3-7 Y US Treas Bond UCITS (Dist, EUR)	KID
1209	SPPE.DE	SPDR S&P 500 UCITS (Acc, EUR)	KID
1210	SPPW.DE	SPDR MSCI World UCITS (Acc, EUR)	KID
1211	SPPY.DE	SPDR S&P 500 ESG Leaders UCITS (Acc, EUR)	KID
1212	SPSA.DE	SPDR MSCI ACWI IMI UCITS (Dist, EUR)	KID
1213	SPY1.DE	SPDR S&P 500 Low Volatility UCITS (Acc, EUR)	KID
1214	SPYE.DE	SPDR MSCI Europe UCITS (Acc, EUR)	KID
1215	SPYF.DE	SPDR FTSE UK All Share UCITS (Acc, EUR)	KID
1216	SPYH.DE	SPDR MSCI Europe Health Care UCITS (Acc, EUR)	KID
1217	SPYK.DE	SPDR MSCI Europe Technology UCITS (Acc, EUR)	KID

1218	SPYN.DE	SPDR MSCI Europe Energy UCITS (Acc, EUR)	KID
1219	SPYQ.DE	SPDR MSCI Europe Industrials UCITS (Acc, EUR)	KID
1220	SPYV.DE	SPDR S&P Em Mkts Div Aristocrats UCITS (Dist, EUR)	KID
1221	SPYZ.DE	SPDR MSCI Europe Financials UCITS (Acc, EUR)	KID
1222	STT.FR	SPDR MSCI Europe Communication Services UCITS (Acc, EUR)	KID
1223	SUBEEX.DE	iShares Dow Jones Euro Stoxx Sustainability AG (Dist, EUR)	KID
1224	SXMPEX.DE	iShares STOXX Europe 600 Media UCITS (Dist, EUR)	KID
1225	SXR4.DE	iShares MSCI USA UCITS (Acc, EUR)	KID
1226	SXR6.DE	iShares MSCI Japan SRI UCITS (Acc, EUR)	KID
1227	SXRG.DE	iShares MSCI USA Sm Cap ESG Enhcd UCITS (Acc, EUR)	KID
1228	SXRH.DE	iShares \$ TIPS 0-5 UCITS (Dist, EUR)	KID
1229	SXRJ.DE	iShares MSCI EMU Small Cap UCITS (Acc, EUR)	KID
1230	SXRM.DE	iShares \$ Treasury Bond 7-10yr UCITS (Acc, USD)	KID
1231	SXRQ.DE	iShares EUR Govt Bond 7-10yr UCITS (Acc, EUR)	KID
1232	SXRR.DE	iShares \$ Floating Rate Bd UCITS (Dist, EUR)	KID
1233	SXRZ.DE	iShares Nikkei 225 UCITS (Acc, EUR)	KID
1234	SYB3.DE	SPDR Bloomberg 1-3 Year Euro Govt Bd UCITS (Dist, EUR)	KID
1235	SYBA.DE	SPDR Bloomberg Euro Aggregate Bond UCITS (Dist, EUR)	KID
1236	SYBG.DE	SPDR Bloomberg UK Gilt UCITS (Dist, EUR)	KID
1237	SYBJ.DE	SPDR Bloomberg Euro High Yield Bond UCITS (Dist, EUR)	KID
1238	SYBK.DE	SPDR Bloomberg SASB U.S. HY Corp ESG UCITS (Dist, EUR)	KID
1239	SYBL.DE	SPDR Bloomberg 15+ Year Gilt UCITS (Dist, EUR)	KID
1240	SYBM.DE	SPDR Bloomberg Em Mkts Local Bond UCITS (Dist, EUR)	KID
1241	SYBZ.DE	SPDR Bloomberg Global Aggrt Bd UCITS (Dist, EUR)	KID
1242	T3KE.DE	HAN-GINS Tech Megatrend Equal Weight UCITS (Acc, EUR)	KID
1243	TABC.DE	Tabula IG Bd Paris Aligned Clmt U (Acc, EUR)	KID
1244	TCC4.DE	Amundi Index Euro Corporate SRI - AE (Acc, EUR)	KID
1245	TIGR.DE	L&G India INR Government Bond UCITS (Dist, EUR)	KID
1246	TRET.DE	VanEck Global Real Estate UCITS (Dist, EUR)	KID
1247	TSWE.DE	VanEck Sustainable World Equal Weight (Dist, EUR)	KID
1248	TTPX.DE	Amundi Japan Topix UCITS (Acc, EUR)	KID
1249	UBF6.DE	UBS(Irl)FdSItnsplc CMCI CommCarryExAgrcSFUE (Acc, EUR)	KID
1250	UBU3.DE	UBS (Irl) plc MSCI USA UCITS (Dist, EUR)	KID
1251	UBU5.DE	UBS (Irl) plc MSCI USA Value UCITS (Dist, EUR)	KID
1252	UBU7.DE	UBS (Irl) plc MSCI World UCITS (Dist, EUR)	KID
1253	UBU9.DE	UBS (Irl) plc S&P 500 UCITS (Dist, EUR)	KID
1254	UBUD.DE	UBS(Irl)ETFplc Solactive GIPureGoldMners UE Ad (Dist, EUR)	KID
1255	UBUJ.DE	UBS (Irl) plc MSCI USA Hgd (Acc, EUR)	KID
1256	UBUT.DE	UBS(Irl)ETFplc Factor MSCI USA Quality UETF (Dist, EUR)	KID

1257	UCRH.DE	AMUNDI INDEX US CORP SRI (Dist, EUR)	KID
1258	UCRP.DE	AMUNDI INDEX US CORP SRI - RE (Acc, EUR)	KID
1259	UDHY.DE	iShares Broad \$ High Yield Corp Bd UCITS (Dist, EUR)	KID
1260	UDIV.DE	Global X SuperDividend UCITS (Dist, EUR)	KID
1261	UEEF.DE	iShares \$ High Yield Corp Bd ESG UCITS (Acc, EUR)	KID
1262	UEEG.DE	iShares \$ Development Bank Bonds UCITS (Acc, EUR)	KID
1263	UEEH.DE	iShares Edge MSCI Wld Min Vol UCITS (Dist, EUR)	KID
1264	UEF4.DE	UBS LFSBloomberg BrclsTrsry1-10 UCI Ad (Dist, EUR)	KID
1265	UEF5.DE	UBS LFS MSCI Emerging Markets SR Ad (Dist, EUR)	KID
1266	UEF6.DE	UBS LFSBloombergEA LiqCorp1-5Yr (Dist, EUR)	KID
1267	UEQD.DE	UBS (Irl) plc S&P 500 UCITS (Acc, EUR)	KID
1268	UEQU.DE	UBS(Irl)FdSltnsplc CMCI ex Agric SF U (Acc, EUR)	KID
1269	UET0.DE	UBS LFS-MSCI US Liq CorpSust U (Acc, EUR)	KID
1270	UET1.DE	UBS LFS-MSCI USA Socially Responsible (Dist, EUR)	KID
1271	UET5.DE	UBS LFS Euro Stoxx 50 ESG Ucits (Dist, EUR)	KID
1272	UETC.DE	UBS LFS MSCI China ESG Universal Low Carbon Sel Ad (Dist, EUR)	KID
1273	UETE.DE	UBS LFS MSCI Emerging Markets SR Ad (Acc, EUR)	KID
1274	UETW.DE	UBS (Irl) plc MSCI World UCITS (Acc, EUR)	KID
1275	UFMA.DE	UBS LFS MSCI Japan UCITS (Acc, EUR)	KID
1276	UFMB.DE	UBS LFS-MSCI United Kingdom UCITS (Acc, EUR)	KID
1277	UIMB.DE	UBS LFS Bloomberg TIPS 10+ UCI (Dist, EUR)	KID
1278	UIMC.DE	UBS LFSBImbrg MSCIEurAr LCrpSu UCI (Dist, EUR)	KID
1279	UIMP.DE	UBS LFS-MSCI USA Socially Responsible (Dist, EUR)	KID
1280	UIMS.DE	UBS (Irl) plc MSCI Wld Sm CpSocRsp UETF (Acc, EUR)	KID
1281	UIQK.DE	UBS(Irl)FdSltnsplc CMCI Comp SF UCITS (Acc, EUR)	KID
1282	UQAB.DE	iShares S&P 500 ParisAlign Climate UCITS (Acc, EUR)	KID
1283	USCP.DE	Ossiam Shiller Barclays CAPE US Sector Val TR 1CU (Acc, EUR)	KID
1284	V3AL.DE	Vanguard ESG Global All Cap UCITS (Dist, EUR)	KID
1285	V3DA.DE	Vanguard ESG Dev Europe All Cap UCITS (Acc, EUR)	KID
1286	V3GE.DE	Vanguard ESG Global Corp Bond UCITS (Dist, EUR)	KID
1287	V50A.DE	Amundi Euro Stoxx 50 - UCITS (Acc, EUR)	KID
1288	V50D.DE	Amundi Euro Stoxx 50 - UCITS DR (Dist, EUR)	KID
1289	VDCE.DE	Vanguard Corporate Bond UCITS (Acc, EUR)	KID
1290	VDIV.DE	VanEck Ms Developed Markets Div Lead UCITS (Dist, EUR)	KID
1291	VDST.UK	Vanguard US Treasury 0-1Y Bd UCITS (Acc, USD)	KID
1292	VDTE.DE	Vanguard Treasury Bond UCITS (Acc, EUR)	KID
1293	VECA.DE	Vanguard Corporate Bond UCITS (Acc, EUR)	KID
1294	VECP.DE	Vanguard Corporate Bond UCITS (Dist, EUR)	KID
1295	VERE.DE	Vanguard FTSE Dvlp Eurp exUK UCITS (Acc, EUR)	KID

1296	VERX.DE	Vanguard FTSE Dvlp Eurp exUK UCITS (Dist, EUR)	KID
1297	VFEA.DE	Vanguard FTSE Emerging Mkts UCITS (Acc, EUR)	KID
1298	VFEM.DE	Vanguard FTSE Emerging Mkts UCITS (Dist, EUR)	KID
1299	VGEA.DE	Vanguard Eurozone Gvt Bd UCITS (Acc, EUR)	KID
1300	VGEB.DE	Vanguard Eurozone Gvt Bd UCITS (Dist, EUR)	KID
1301	VGEJ.DE	Vanguard FTSE Dvlp Asia Pac ex Jpn (Dist, EUR)	KID
1302	VGEK.DE	Vanguard FTSE Dvlp Asia Pac ex Jpn (Acc, EUR)	KID
1303	VGEM.DE	Vanguard Em Mkts Govt Bd UCITS (Dist, EUR)	KID
1304	VGER.DE	Vanguard Germany All Cap UCITS (Dist, EUR)	KID
1305	VGEU.DE	Vanguard FTSE Developed Europe UCITS (Dist, EUR)	KID
1306	VGOV.DE	Vanguard U.K. Gilt UCITS (Dist, EUR)	KID
1307	VGTY.DE	Vanguard Treasury Bond UCITS (Dist, EUR)	KID
1308	VGUE.DE	Vanguard U.K. Gilt UCITS Dis (Acc, EUR)	KID
1309	VGVF.DE	Vanguard FTSE Developed World UCITS (Acc, EUR)	KID
1310	VGWE.DE	Vngrd FTSE All-Wld Hgh Div Yld UCITS (Acc, EUR)	KID
1311	VGWL.DE	Vanguard FTSE All-World UCITS (Dist, EUR)	KID
1312	VHVE.UK	Vanguard FTSE Developed World UCITS (Acc, USD)	KID
1313	VJPN.DE	Vanguard FTSE Japan UCITS (Dist, EUR)	KID
1314	VMID.DE	Vanguard FTSE 250 UCITS (Dist, EUR)	KID
1315	VNRA.DE	Vanguard FTSE North America UCITS (Acc, EUR)	KID
1316	VNRT.DE	Vanguard FTSE North America UCITS (Dist, EUR)	KID
1317	VUCP.DE	Vanguard Corporate Bond UCITS (Dist, EUR)	KID
1318	VUKE.DE	Vanguard FTSE 100 UCITS (Dist, EUR)	KID
1319	VUSC.DE	Vanguard Corpo 1-3 Year Bd UCITS (Dist, EUR)	KID
1320	VVGM.DE	VanEck Morningstar GI Wide Moat UCITS (Acc, EUR)	KID
1321	WEBA.DE	AMUNDI US TECH 100 EQUAL WEIGHT UCITS (Dist, EUR)	KID
1322	WEBD.DE	Amundi MSCI USA SRI CI Nt Zr Ambtn PAB (Acc, EUR)	KID
1323	WEBI.DE	Amundi Prime USA UCITS (Dist, EUR)	KID
1324	WELD.DE	Amundi S&P GI Utilities ESG UCITS DR (Acc, EUR)	KID
1325	WELE.DE	Amundi S&P 500 EqlWght ESG Ldrs UCITS DR (Acc, EUR)	KID
1326	WELG.DE	Amundi S&P GI Health Care ESG UCITS DR (Dist, EUR)	KID
1327	WELH.DE	Amundi S&P GI Industrials ESG UCITS (Acc, EUR)	KID
1328	WELJ.DE	Amundi S&P Global Cons Dscrtnr ESG UETF DR (Acc, EUR)	KID
1329	WELN.DE	Amundi S&P GI Energy Carbon Reduced UETF (Acc, EUR)	KID
1330	WELS.DE	Amundi S&P GI Health Care ESG UCITS (Acc, EUR)	KID
1331	WELW.DE	Amundi S&P Global Cons Staples ESG UETF DR (Acc, EUR)	KID
1332	WELX.DE	Amundi S&P Global Communic Svcs ESG UETF DR (Acc, EUR)	KID
1333	WENS.NL	iShares MSCI World Energy Sector UCITS (Dist, USD)	KID
1334	WINC.DE	iShares World Equity High Income UCITS (Dist, EUR)	KID

1335	WNDY.DE	Global X Wind Energy UCITS (Acc, EUR)	KID
1336	WPAB.DE	iShares MSCI Wrld Par-Align Clim UCITS (Acc, EUR)	KID
1337	WQDA.NL	iShares MSCI World Quality Div ESG UCITS (Acc, USD)	KID
1338	WRDEUA.DE	UBS LFS MSCI World UCITS (USD) Adis (Dist, EUR)	KID
1339	WTDI.DE	WisdomTree US Quality Div Growth UCITS (Acc, EUR)	KID
1340	WTDX.DE	WisdomTree Japan Equity UCITS (Dist, EUR)	KID
1341	WTEJ.DE	WisdomTree Cloud Computing UCITS (Acc, EUR)	KID
1342	WTEM.DE	WisdomTree Global Qual Div Gro UCITS (Acc, EUR)	KID
1343	WTEQ.DE	WisdomTree Global Qual Div Gro UCITS (Dist, EUR)	KID
1344	WTI2.DE	WisdomTree Artificial Intell UCITS (Acc, EUR)	KID
1345	WTIF.DE	WisdomTree Japan Equity UCITS (Acc, EUR)	KID
1346	X03B.DE	Xtrackers II Eurozone Government Bond 1-3 UCITS (Dist, EUR)	KID
1347	X03G.DE	Xtrackers II Germany Government Bond UCITS (Acc, EUR)	KID
1348	X1GD.DE	Amundi GovBd Lwst Rtd Euro Inv Grd UCITS-EC (Dist, EUR)	KID
1349	X25E.DE	Xtrackers II Eurozone Gov Bond 25+ UCITS (Acc, EUR)	KID
1350	X57E.DE	Xtrackers II Eurozone Gov Bond 5-7 UCITS 1C (Acc, EUR)	KID
1351	X710.DE	Xtrackers II Eurozone Gov Bond 7-10 UCITS (Acc, EUR)	KID
1352	XAMB.DE	Amundi MSCI World SRI Cl Nt Zr Ambtn PAB U (Acc, EUR)	KID
1353	XASX.DE	Xtrackers MSCI UK ESG UCITS (Dist, EUR)	KID
1354	XB0T.DE	Global X Robotics and AI UCITS (Acc, EUR)	KID
1355	XBAG.DE	Xtrackers II ESG Global Aggregate Bond UCITS (Dist, EUR)	KID
1356	XCS7.DE	Xtrackers MSCI China UCITS (Dist, EUR)	KID
1357	XCSI.DE	Xtrackers CSI500 Swap UCITS (Acc, EUR)	KID
1358	XD9U.DE	Xtrackers (IE) PLC - Xtrackers MSCI USA UCITS (Acc, EUR)	KID
1359	XDDA.DE	Xtrackers - DAX UCITS (Dist, EUR)	KID
1360	XDEE.DE	Xtrackers S&P 500 Equal Weight UCITS (Acc, EUR)	KID
1361	XDEP.DE	Xtrackers (IE) PLC - Xtrackers iBoxx Corporate Bond Yield Plus UCITS (Dist, EUR)	KID
1362	XDGE.DE	Xtrackers (IE) PLC - Xtrackers Corporate Bond UCITS (Dist, EUR)	KID
1363	XDGM.DE	Xtrackers MDAX ESG Screened UCITS (Dist, EUR)	KID
1364	XDJE.DE	Xtrackers Nikkei 225 1D JPY UCITS (Dist, EUR)	KID
1365	XDND.DE	Xtrackers MSCI NAmerica Hi Div Yield UCITS (Acc, EUR)	KID
1366	XDNY.DE	Xtrackers MSCI Japan ESG Screened UCITS (Dist, EUR)	KID
1367	XDPD.DE	Xtrackers S&P 500 UCITS 4C (Dist, EUR)	KID
1368	XDUK.DE	Xtrackers FTSE 100 UCITS (Acc, EUR)	KID
1369	XDWD.DE	Xtrackers (IE) PLC - Xtrackers MSCI World UCITS (Acc, EUR)	KID
1370	XDWI.DE	Xtrackers MSCI World Industrials UCITS (Acc, EUR)	KID
1371	XDWM.DE	Xtrackers MSCI World Materials UCITS (Acc, EUR)	KID
1372	XDWY.DE	Xtrackers MSCI World ESG Screened UCITS (Dist, EUR)	KID
1373	XEC1.DE	Xtrackers II Corporate Bond UCITS (Dist, EUR)	KID

1374	XEMD.DE	Xtrackers MSCI Emerging Markets UCITS (Dist, EUR)	KID
1375	XESD.DE	Xtrackers Spain UCITS (Dist, EUR)	KID
1376	XEWE.DE	Xtrackers S&P 500 Equal Weight ESG UCITS (Acc, EUR)	KID
1377	XG01.DE	Xtrackers II Germany Government Bond 0-1 UCITS	KID
1378	XGBE.DE	Xtrackers Corporate Green Bond UCITS (Acc, EUR)	KID
1379	XGVD.DE	Xtrackers II - Global Government Bond UCITS (Dist, EUR)	KID
1380	XMKO.DE	Xtrackers MSCI Korea UCITS (Acc, EUR)	KID
1381	XRSM.DE	Xtrackers MSCI USA ESG Screened UCITS (Acc, EUR)	KID
1382	XS7R.DE	Xtrackers MSCI EUROPE FINANCIALS ESG SCREENED UCITS (Acc, EUR)	KID
1383	XS7W.DE	Xtrackers Portfolio Income UCITS (Dist, EUR)	KID
1384	XS8R.DE	Xtrackers MSCI Europe IT ESG Screened UCITS (Acc, EUR)	KID
1385	XSLI.DE	Xtrackers SLI UCITS (Dist, EUR)	KID
1386	XUCD.DE	Xtrackers MSCI USA Cons Discretionary UCITS (Dist, EUR)	KID
1387	XUEK.DE	Xtrackers S&P Europe ex UK UCITS (Dist, EUR)	KID
1388	XUEN.DE	Xtrackers MSCI USA Energy UCITS (Dist, EUR)	KID
1389	XUHC.DE	Xtrackers MSCI USA Health Care UCITS (Dist, EUR)	KID
1390	XUTD.DE	Xtrackers II US Treasuries UCITS (Dist, EUR)	KID
1391	XYP1.DE	Xtrackers II iBoxx Eurzn Gv Bd YP 1-3 UCITS (Acc, EUR)	KID
1392	XYPD.DE	Xtrackers II iBxx Euzn Gv BY Plus UCITS (Dist, EUR)	KID
1393	XZEW.DE	Xtrackers S&P 500 Equal Weight ESG UCITS (Acc, EUR)	KID
1394	XZMJ.DE	Xtrackers MSCI Japan ESG UCITS (Acc, EUR)	KID
1395	ZPA5.DE	Amundi S&P 500 Cl Nt Zr Ambition PAB U (Acc, EUR)	KID
1396	ZPDD.DE	SPDR S&P US Cons Discrete Sel Sect UCITS (Acc, EUR)	KID
1397	ZPDF.DE	SPDR S&P US Financials Select Sector UCITS (Acc, EUR)	KID
1398	ZPDI.DE	SPDR S&P US Industrial Select Sector UCITS (Acc, EUR)	KID
1399	ZPDM.DE	SPDR S&P US Materials Select Sector UCITS (Acc, EUR)	KID
1400	ZPDS.DE	SPDR S&P US Cons Staples Sel Sector UCITS (Acc, EUR)	KID
1401	ZPDU.DE	SPDR S&P US Utilities Select Sector UCITS (Acc, EUR)	KID
1402	ZPDX.DE	SPDR STOXX Europe 600 SRI UCITS (Acc, EUR)	KID
1403	ZPR1.DE	SPDR Bloomberg 1-3 M T-Bill UCITS (Acc, USD)	KID
1404	ZPR6.DE	SPDR ICE BofA 0-5 Y EM Govt Bond UCITS (Acc, EUR)	KID
1405	ZPRG.DE	SPDR S&P Gbl Dividend Aristocrats UCITS (Dist, EUR)	KID
1406	ZPRI.DE	SPDR Morningstar Mlt Asst Gbl Infrastr U (Dist, EUR)	KID
1407	ZSRI.DE	BNPP Easy MSCI Europe SRI S-Srs PAB 5% Cppd TP (Dist, EUR)	KID
1408	JEQP.DE	JPMorgan NASDAQ Eqt Prem Inc Actv UCITS (Dist, EUR)	KID
1409	SPYL.UK	SPDR S&P 500 UCITS (Acc, USD)	KID
1410	ECN.FR	BNPP Easy Low Carbon 100 Europe PAB UCITS (Acc, EUR)	KID
1411	ESAB.DE	BNPPE MSCIAWISRI-SrsPAB 5% Capp UCITS (Acc, EUR)	KID
1412	EMWE.FR	BNPP Easy MSCI World SRI S-Srs PAB 5% Cp TC C (Acc, EUR)	KID

1413	R4RU.DE	Global X Renewable Energy Prod UCITS (Acc, EUR)	KID
1414	GRID.DE	First Trust Nasdaq Clean Edge SG Infra UETF A (Acc, EUR)	KID
1415	SXRS.DE	iShares Diversified Commodity Swap UCITS (Acc, EUR)	KID
1416	WDTE.DE	Invesco S&P Wld Information Tech ESG UCITS (Acc, EUR)	KID
1417	WPAB.NL	iShares MSCI Wrld Par-Align Clim UCITS (Acc, USD)	KID
1418	IPAB.DE	iShares Corp Bond ESG Paris-Aligned Climate UCITS (Acc, EUR)	KID
1419	CBUI.DE	iShares Corp Bond ESG Paris-Aligned Climate UCITS (Dist, EUR)	KID
1420	VAGT.DE	Vanguard USD Treasury Bond UCITS (Acc, EUR)	KID
1421	NTSG.DE	WisdomTree Global Efficient Core UCITS (Acc, EUR)	KID
1422	F50A.DE	Amundi Prime Global UCITS (Acc, EUR)	KID
1423	SPXD.UK	Invesco S&P 500 UCITS (Dist, USD)	KID
1424	F50B.DE	Amundi Prime Global UCITS (Acc, USD)	KID
1425	JEIP.DE	JPMorgan US Eqt Premium Inc Active UCITS (Dist, EUR)	KID
1426	EWSP.UK	iShares S&P 500 Equal Weight UCITS (Acc, GBP)	KID
1427	WEBQ.DE	Amundi Prime All Country World UCITS (Acc, USD)	KID
1428	ISWD.UK	iShares MSCI World Islamic UCITS (Dist, GBP)	KID
1429	ETLF.DE	L&G All Commodities UCITS (Acc, EUR)	KID
1430	SP20.NL	iShares S&P 500 Top 20 UCITS (Acc, USD)	KID
1431	ZPRX.DE	SPDR MSCI Europe Small Cap Val Weighted UCITS (Acc, EUR)	KID
1432	ES6Y.DE	L&G Emerg Cyber Scrt ESG Exclsns UCITS (Acc, EUR)	KID
1433	USSC.UK	SPDR MSCI USA Small Cap Value Weighted UCITS (Acc, USD)	KID
1434	EQQS.UK	Invesco NASDAQ 100 Swap UCITS (Acc, USD)	KID
1435	ZPRL.DE	SPDR Euro Stoxx Low Volatility UCITS (Acc, EUR)	KID
1436	AHYI.DE	Amundi PEA Dow Jones Industrial Average UCITS D (Dist, EUR)	KID
1437	MFE.FR	Lyxor Core MSCI EMU UCITS (Dist, EUR)	KID
1438	XRES.UK	Invesco Real Estate S&P US Sel Sect UCITS (Acc, USD)	KID
1439	XNAS.UK	Xtrackers NASDAQ 100 UCITS 1C (Acc, USD)	KID
1440	GAGG.FR	Amundi Index Global Agg 500m RU - C (Acc, EUR)	KID
1441	IVDF.DE	Invesco Defence Innovation UCITS (Acc, EUR)	KID
1442	KWBE.DE	KraneShares CSI China Internet UCITS USD (Acc, EUR)	KID
1443	I500.UK	iShares S&P 500 Swap UCITS USD (Acc, GBP)	KID
1444	NUCL.UK	VanEck Uranium and Nuclear Technlgs (Acc, USD)	KID
1445	EGEE.DE	iShares Emerg Mkts Equity Enh Actv UCITS (Acc, EUR)	KID
1446	H4ZZ.DE	HSBC Euro Stoxx 50 UCITS (Acc, EUR)	KID
1447	EUDF.DE	WisdomTree Europe Defence UCITS (Acc, EUR)	KID
1448	VUCF.DE	Vanguard US Treasury 0-1Y Bd UCITS (Acc, EUR)	KID
1449	FSKY.UK	First Trust Cloud Computing UCITS (Acc, GBP)	KID
1450	QDVH.DE	iShares S&P 500 Financials Sector UCITS (Acc, EUR)	KID
1451	VWCG.UK	Vanguard FTSE Developed Europe UCITS (Acc, USD)	KID

1452	STHE.UK	PIMCO US ShTrm HY C Bd Idx UCITS (Dist, EUR)	KID
1453	OLJI.DE	WisdomTree EURO STOXX Banks 3x (Acc, EUR)	KID
1454	PCFD.DE	WisdomTree EURO STOXX 50 3x (Acc, EUR)	KID
1455	INDB.DE	Amundi STOXX Europe 600 Telecom UCITS A (Dist, EUR)	KID
1456	DFOP.DE	Amundi STOXX Europe 600 Consum Staples UCITS A (Dist, EUR)	KID
1457	6TVL.DE	Amundi STOXX Europe 600 Cons Dscretnry UCITS A (Dist, EUR)	KID
1458	LUTL.DE	Amundi STOXX Europe 600 Utilities UCITS (Dist, EUR)	KID
1459	CSTA.DE	Amundi STOXX Europe 600 Technology UCITS (Dist, EUR)	KID
1460	EXIB.DE	iShares TecDAX® UCITS (Dist, EUR)	KID
1461	EGV1.DE	Amundi STOXX Europe 600 Insurance UCITS (Dist, EUR)	KID
1462	EXHG.DE	iShares STOXX Europe 600 Automobiles & Parts Dis (Acc, EUR)	KID
1463	PR1Z.DE	Amundi Prime Eurozone UCITS D (Dist, EUR)	KID
1464	ETZD.FR	BNP Paribas Easy Stoxs Europe 600 UCITS C (Dist, EUR)	KID
1465	INDU.DE	Amundi STOXX Europe 600 Industrials UCITS (Dist, EUR)	KID
1466	PRAZ.DE	Amundi Prime Eurozone UCITS D (Acc, EUR)	KID
1467	P500H.FR	Amundi PEA S&P 500 UCITS C/D (Acc, EUR)	KID
1468	CEUU.NL	iShares Core MSCI EMU UCITS (Acc, USD)	KID
1469	CG1.FR	Amundi DAX UCITS C/D (Dist, EUR)	KID
1470	PANX.FR	Amundi PEA Nasdaq 100 UCITS C/D (Acc, EUR)	KID
1471	PE500.FR	Amundi PEA S&P 500 UCITS C/D (Acc, EUR)	KID
1472	CACC.FR	Lyxor CAC 40 UCITS (Acc, EUR)	KID
1473	PSP5.FR	Lyxor PEA S&P 500 UCITS (Acc, EUR)	KID
1474	YCSH.DE	iShares EUR Cash UCITS (Acc, EUR)	KID
1475	IS20.DE	iShares S&P 500 Top 20 UCITS (Acc, EUR)	KID
1476	IG34.DE	iShares iBond Dec 2034 Term Corp UCITS A (Acc, EUR)	KID
1477	IXUA.DE	iShares MSCI World ex-USA UCITS (Acc, EUR)	KID
1478	34GI.DE	iShares iBond Dec 2034 Term Corp UCITS A (Dist, EUR)	KID
1479	31IG.DE	iShares iBond Dec 2031 Term Corp UCITS A (Dist, EUR)	KID
1480	AIFS.DE	iShares AI Infrastructure UCITS (Acc, EUR)	KID
1481	IG32.DE	iShares iBond Dec 2032 Term Corp UCITS A (Acc, EUR)	KID
1482	IG31.DE	iShares iBond Dec 2031 Term Corp UCITS A (Acc, EUR)	KID
1483	IG33.DE	iShares iBond Dec 2033 Term Corp UCITS A (Acc, EUR)	KID
1484	USEE.DE	iShares US Equity Enhanced Active UCITS (Acc, EUR)	KID
1485	AIAA.DE	iShares AI Adopters & Applications UCITS (Acc, EUR)	KID
1486	IART.DE	iShares AI Innovation Active UCITS (Acc, EUR)	KID
1487	33GI.DE	iShares iBond Dec 2033 Term Corp UCITS A (Dist, EUR)	KID
1488	32XG.DE	iShares iBond Dec 2032 Term Corp UCITS A (Dist, EUR)	KID
1489	JEYH.DE	JPM High Yield Bond Active UCITS A (Acc, EUR)	KID
1490	JEGS.DE	Glb Research Enh Idx EqSRI Paris Aligned UCITS (Acc, EUR)	KID

1491	JEUS.DE	US Research Enh Idx EqSRI Paris Aligned UCITS (Acc, EUR)	KID
1492	JEQA.DE	JPMorgan NASDAQ Eqt Prem Inc Actv UCITS A (Acc, EUR)	KID
1493	JREW.DE	JPM All Cntr Rsch Enh Idx Eqt Actv UCITS A (Acc, EUR)	KID
1494	JRUE.DE	JPM Crp Bd Rsrch Enhcd Idx ESG UCITS A (Acc, EUR)	KID
1495	JAGE.DE	JPM Active Gbl Aggrgte Bd UCITS (Acc, EUR)	KID
1496	26TP.DE	iShares iBond Dec 2026 Term ItGovBd UCITS EURD (Dist, EUR)	KID
1497	JPGH.DE	JPM Active US Growth UCITS (Acc, EUR)	KID
1498	JGNE.DE	JPM Green Social Sustainable Bond UCITS A (Acc, EUR)	KID
1499	JPVE.DE	JPM Active US Value UCITS (Acc, EUR)	KID
1500	JEIA.DE	JPMorgan US Eqt Premium Inc Active UCITS D (Acc, EUR)	KID
1501	JAUH.DE	JPM Active US Equity UCITS (Acc, EUR)	KID
1502	100D.UK	Lyxor FTSE 100 UCITS ETF - Acc (Dist, GBP)	KID
1503	500G.UK	Amundi S&P 500 UCITS ETF- EUR (C) (Acc, GBP)	KID
1504	500U.UK	Amundi S&P 500 UCITS ETF- EUR (C) (Acc, USD)	KID
1505	5ESG.UK	UBS (Irl) ETF plc S&P 500 ESG UCITS ETF USD A Acc (Dist, GBP)	KID
1506	8RMY.DE	Future of European Defence UCITS ETF USD Acc (Acc, EUR)	KID
1507	AASG.UK	Amundi MSCI Em Asia UCITS ETF - EUR (C)	KID
1508	AEJL.UK	Multi Units Luxembourg SICAV (Acc, GBP)	KID
1509	AEMD.UK	Amundi Index MSCI Emerging Markets - AU (C) (Dist, GBP)	KID
1510	AGHG.UK	Amundi Index Global Agg 500m RU - C (Dist, GBP)	KID
1511	ALAG.UK	Amundi MSCI Em Latin America UCITS ETF - EUR (C) (Acc, GBP)	KID
1512	AMEG.UK	Amundi Index MSCI Emerging Markets SRI PAB AE A (Dist, GBP)	KID
1513	ANXG.UK	Amundi NASDAQ-100 UCITS ETF - EUR (C) (Acc, GBP)	KID
1514	ARCG.UK	ARK Genomic Revolution UCITS ETF USD Acc (Acc, GBP)	KID
1515	ARCK.UK	ARK Innovation UCITS ETF USD Acc	KID
1516	AREG.UK	abrdn Global Real Estate Active ThematicsUCITS ETF (Acc, GBP)	KID
1517	AT1P.UK	Invesco AT1 Capital Bond UCITS ETF Acc (Acc, GBP)	KID
1518	AUAD.UK	UBS (Irl) ETF plc MSCI Australia UCITS ETF AUD Aa (Dist, GBP)	KID
1519	AUEG.UK	Amundi MSCI Emerging Markets UCITS ETF - EUR (C) (Acc, GBP)	KID
1520	AUGA.UK	UBS (Irl) ETF plc MSCI Australia UCITS ETF AUD Aa (Acc, GBP)	KID
1521	AWSG.UK	UBS (Irl) ETF plc MSCI ACWI Soc Rsp UETF USD Aa (Dist, GBP)	KID
1522	BCCU.UK	UBS(Irl)FdSltspc BB Comdt CMCI SF U ETF USD Aa (Acc, USD)	KID
1523	BRIK.UK	Rize Global Sust Infrastructure UCITS ETF USD Dis (Dist, GBP)	KID
1524	BSUS.UK	UBS LFS-MSCI US Liq CorpSust U ETF(USD)Aa (Dist, GBP)	KID
1525	BYBG.UK	Amundi S&P 500 Buyback UCITS ETF - EUR (C) (Acc, GBP)	KID
1526	CBE3.UK	iShares € Govt Bond 1-3yr UCITS ETF EUR (Acc) (Acc, EUR)	KID
1527	CBS5.UK	UBS LFS-BI MSCI US LqCorp 1-5YSust UCITS ETF USD A (Acc, GBP)	KID
1528	CBUH.DE	iShares MSCI World Mom Factor ESG UCITS ETF USD A (Acc, EUR)	KID
1529	CBUM.DE	iShares S&P 500 ESG UCITS ETF USD (Acc) (Acc, EUR)	KID

1530	CBUW.DE	iShares Listed Private Equity UCITS ETF USD D	KID
1531	CE2D.UK	Amundi Index MSCI Europe - AE (C) (Dist, GBP)	KID
1532	CHTE.UK	UBS LFS Solactive China Technology ETF USD Aa (Acc, GBP)	KID
1533	CI2G.UK	Amundi MSCI India UCITS ETF - EUR (C) (Acc, GBP)	KID
1534	CJPU.UK	iShares MSCI Japan UCITS ETF USD (Acc) (Acc, USD)	KID
1535	CMOD.UK	Invesco Bloomberg Commodity UCITS ETF USD (Acc, USD)	KID
1536	CMOP.UK	Invesco Bloomberg Commodity UCITS ETF USD (Acc, GBP)	KID
1537	CP9G.UK	Amundi Indx MSCI Pac ex Japan SRI PAB - AE (A) (Acc, GBP)	KID
1538	CRPU.UK	iShares Global Corp Bond UCITS ETF USD Dist (Acc, USD)	KID
1539	CS1.UK	MULTI UNITS FRANCE - AMUNDI IBEX 35 UCITS ETF (Acc, GBP)	KID
1540	CU2G.UK	Amundi MSCI USA UCITS ETF - EUR (C) (Acc, GBP)	KID
1541	CW8G.UK	Amundi MSCI World UCITS ETF - EUR (C) (Acc, GBP)	KID
1542	CW8U.UK	Amundi MSCI World UCITS ETF - EUR (C) (Acc, USD)	KID
1543	D6RP.DE	Deka MSCI World Climate Change ESG UCITS ETF EUR (Dist, EUR)	KID
1544	DBPE.DE	Xtrackers LevDAX Daily Swap UCITS ETF 1C (Acc, EUR)	KID
1545	DBPK.DE	Xtrackers S&P 500 2x Inverse Dly Swap UCITS ETF 1C (Acc, EUR)	KID
1546	DCAM.FR	Amundi PEA Monde MSCI World UCITS (Acc, EUR)	KID
1547	DEFS.FR	AMUNDI STOXX EUROPE DEFENSE UCITS ETF ACC (Acc, EUR)	KID
1548	DFNC.DE	iShares Europe Defence UCITS ETF EUR (Acc) (Acc, EUR)	KID
1549	DFND.FR	iShares Global Aerospace & Defence UCITS ETF USD A (Acc, EUR)	KID
1550	DHYA.UK	iShares \$ High Yield Corp Bd ESG UCITS ETF USD Acc (Acc, USD)	KID
1551	EDMG.UK	iShares MSCI USA ESG Enhanced UCITS ETF USD (Dist) (Dist, GBP)	KID
1552	ELF1.DE	Deka MDAX® UCITS ETF (Acc, EUR)	KID
1553	ELFW.DE	Deka MSCI World UCITS ETF (Dist, EUR)	KID
1554	EMCA.UK	iShares J.P. Morgan \$ EM Corp Bd UCITS ETF USD D (Acc, USD)	KID
1555	EMIG.UK	UBS ETF JPMorganEM IG ESG DvrsBd UCITSUSDAac (Acc, GBP)	KID
1556	EMPA.NL	iShares MSCI EMU Paris-Aligd Clmt UCITS (Acc, EUR)	KID
1557	EMXG.UK	Amundi MSCI Emerging Ex China ESG Leaders Sel IU A (Acc, GBP)	KID
1558	EPAB.UK	Lyxor NetZero2050 SP Eurozon Clim PAB DR ETF A (Acc, USD)	KID
1559	EQGB.UK	Invesco EQQQ NASDAQ-100 GBP Hdg UCITS ETF (Acc, GBP)	KID
1560	EQJS.UK	Invesco NASDAQ Next Generation 100 UCITS ETF Acc (Acc, GBP)	KID
1561	ERNS.UK	iShares £ Ultrashort Bond UCITS ETF GBP (Dist) (Dist, GBP)	KID
1562	ESGG.UK	Invesco MSCI World ESG Unvsl Screened UCITS ETFAcc (Acc, GBP)	KID
1563	ETFEUAC.DE	Deka iBoxx EUR Liquid Sovereign Diversified 5-7 UCITS ETF (Dist, EUR)	KID
1564	ETFSX5E.DE	Etflab Euro Stoxx 50 (Dist, EUR)	KID
1565	EUED.DE	iShares ? Ultrashort Bond ESG UCITS ETF EUR Dis (Dist, EUR)	KID
1566	EUSR.UK	UBS LFS - MSCI EMU Soc Responsible U ETF (EUR) Ad (Dist, GBP)	KID
1567	EXA1.NL	iShares EURO STOXX Banks 30-15 UCITS (Acc, EUR)	KID
1568	FEDF.UK	Lyxor Fed Funds US Dollar Cash UCITS ETF - Acc	KID

1569	FEDG.UK	Lyxor Fed Funds US Dollar Cash UCITS ETF - Acc	KID
1570	FEUZ.UK	First Trust Eurozone AlphaDex UCITS ETF A EUR (Acc, GBP)	KID
1571	FT1K.UK	AMUNDI MSCI UK IMI SRI PAB IG D (Acc, GBP)	KID
1572	FTGA.DE	First Trust Indxx GI Aerosp & Dfnc UCITS ETF A USD (Acc, EUR)	KID
1573	FWRA.UK	Invesco FTSE All World UCITS ETF EUR PfHdg Acc (Acc, USD)	KID
1574	FWRG.UK	Invesco FTSE All World UCITS ETF EUR PfHdg Acc (Acc, GBP)	KID
1575	FWSD.UK	Invesco FTSE All World UCITS ETF EUR PfHdg Acc (Dist, GBP)	KID
1576	FXAC.NL	iShares China Large Cap UCITS ETF USD (Dist) (Acc, EUR)	KID
1577	G500.UK	Invesco S&P 500 UCITS ETF Acc (Acc, GBP)	KID
1578	GAGG.UK	Amundi Index Global Agg 500m RU - C (Acc, GBP)	KID
1579	GBHG.UK	Invesco Global Hi Yld Corp Bond ESG UCITS ETF Dist (Dist, GBP)	KID
1580	GBPC.UK	L&G ESG GBP Corporate Bond UCITS ETF GBP Dist (Dist, GBP)	KID
1581	GBPG.UK	Goldman Sachs Access UK Gilts 1-10 Y UETF GBP Dist (Dist, GBP)	KID
1582	GCSG.UK	Amundi Global Corp SRI 1-5Y - RE (C)	KID
1583	GILI.UK	Lyxor Core UK Govt Infl Lnk Bond (DR) UCITS ETF D (Dist, GBP)	KID
1584	GILS.UK	Lyxor Core UK Government Bond (DR) UCITS ETF D (Dist, GBP)	KID
1585	GLT5.UK	Invesco UK Gilt 1-5 Year UCITS ETF Dist (Dist, GBP)	KID
1586	GLTP.UK	Invesco UK Gilts UCITS ETF Dist (Dist, GBP)	KID
1587	H4ZX.DE	HSBC Hang Seng Tech UCITS ETF HKD (Acc, EUR)	KID
1588	HMEF.UK	HSBC MSCI Emerging Markets UCITS ETF USD (Dist, GBP)	KID
1589	HSTC.UK	HSBC Hang Seng Tech UCITS ETF HKD (Acc, GBP)	KID
1590	HSTE.UK	HSBC Hang Seng Tech UCITS ETF HKD (Acc, USD)	KID
1591	HUKX.UK	HSBC FTSE 100 UCITS ETF GBP (Dist, GBP)	KID
1592	IB1T.DE	iShares Digital Assets AG	KID
1593	ICBM.UK	First Trust Indxx GI Aerosp & Dfnc UCITS ETF A USD (Acc, GBP)	KID
1594	ICDU.UK	iShares S&P 500 Cnsmr Dscrtmr Sctr UCITS ETF USD A (Acc, GBP)	KID
1595	IDVA.NL	iShares EURO STOXX Select Dividend 30 UCITS (Acc, EUR)	KID
1596	IEAA.UK	iShares Core € Corp Bond UCITS ETF EUR (Dist) (Acc, EUR)	KID
1597	IGCB.UK	Invesco GBP Corporate Bond UCITS ETF Dist (Dist, GBP)	KID
1598	IGL5.UK	iShares UK Gilts 0-5yr UCITS ETF GBP (Dist) (Acc, GBP)	KID
1599	IGLS.UK	iShares UK Gilts 0-5yr UCITS ETF GBP (Dist) (Dist, GBP)	KID
1600	IGUS.UK	iShares S&P 500 GBP Hedged UCITS ETF (Acc) (Acc, GBP)	KID
1601	IGWD.UK	iShares MSCI World GBP Hedged UCITS ETF (Acc) (Acc, GBP)	KID
1602	IJPA.UK	iShares Core MSCI Japan IMI UCITS ETF USD Acc (Acc, USD)	KID
1603	IMBA.UK	iShares US Mortgage Backed Sec UCITS ETF USD A (Acc, USD)	KID
1604	INFU.UK	Multi Units Luxembourg Amundi Us Inflation Expectations 10Y (Acc, USD)	KID
1605	INXG.UK	iShares £ Index-Linked Gilts UCITS ETF GBP Dist (Dist, GBP)	KID
1606	ISOP.DE	iShares Spain Govt Bond UCITS ETF EUR (Dist) (Dist, EUR)	KID
1607	IS15.UK	iShares Corp Bond 0-5yr UCITS ETF GBP (Dist) (Dist, GBP)	KID

1608	ISPE.UK	iShares S&P 500 Equal Weight UCITS ETF USD A (Acc, GBP)	KID
1609	IWDG.UK	iShares Core MSCI World UCITS ETF USD (Acc) (Dist, GBP)	KID
1610	JARI.UK	Amundi Index MSCI Japan SRI PAB I13E A (Acc, GBP)	KID
1611	JEGP.UK	JPM Global Equity Premium Inc UCITS ETF USD (acc) (Dist, GBP)	KID
1612	JEIP.UK	JPMorgan US Eqt Premium Inc Active UCITS ETF USD D (Dist, GBP)	KID
1613	JEQP.UK	JPMorgan NASDAQ Eqt Prem Inc Actv UCITS ETF USD A (Dist, GBP)	KID
1614	JPHG.UK	Amundi JPX-Nikkei 400 UCITS ETF - JPY (C) (Acc, GBP)	KID
1615	JPXX.UK	Amundi Index MSCI Japan SRI PAB I13E A (Acc, GBP)	KID
1616	JT13.UK	UBS LFS BI Brc Jap Treas 1-3Y Bd UCITS ETF JPY Aac (Acc, GBP)	KID
1617	L100.UK	Lyxor FTSE 100 UCITS ETF - Acc (Acc, GBP)	KID
1618	LAB2.UK	L&G Global Brands UCITS ETF USD Acc (Acc, GBP)	KID
1619	LCPE.UK	Ossiam ShillerBarclaysCAPE EuSectValTR UCITSETF1CE (Acc, GBP)	KID
1620	LDEG.UK	L&G Qlty Eq Div ESG Excl Europe exUK UETF EUR Dis (Dist, GBP)	KID
1621	LDEU.UK	L&G Qlty Eq Div ESG Excl Europe exUK UETF EUR Dis (Dist, EUR)	KID
1622	LGGE.DE	L&G Qlty Eq Div ESG Excl Europe exUK UETF EUR Dis (Dist, EUR)	KID
1623	LGUK.UK	L&G UK Equity UCITS ETF GBP Acc (Acc, GBP)	KID
1624	LUK2.UK	L&G FTSE 100 Leveraged (Daily 2x)UCITS ETF GBP Acc (Acc, GBP)	KID
1625	LUXG.UK	Amundi S&P Global Luxury UCITS ETF - EUR (C) (Acc, GBP)	KID
1626	MCTS.UK	Invesco MSCI China Tech All Shs Stk Con U ETF Acc (Acc, GBP)	KID
1627	MDBG.UK	UBS LFS - Sustain Dev Bank Bs UCITS ETF USD A-acc (Dist, GBP)	KID
1628	MDBU.UK	UBS LFS - Sustain Dev Bank Bs UCITS ETF USD A-acc (Dist, GBP)	KID
1629	MISL.UK	First Trust Indxx GI Aerosp &Dfnc UCITS ETF A USD (Acc, USD)	KID
1630	MPAB.NL	iShares MSCI EMU Paris-Aligd Clmt UCITS (Dist, EUR)	KID
1631	MPXG.UK	Amundi Indx MSCI Pac ex Japan SRI PAB - AE (A) (Dist, GBP)	KID
1632	MSEX.UK	Lyxor EURO STOXX 50 (DR) UCITS ETF - Acc (Acc, GBP)	KID
1633	MTIX.UK	Lyxor Core Euro Govt Infl LnkD Bd (DR) UCITS ETF A (Acc, GBP)	KID
1634	MTRL.UK	SPDR MSCI Europe Materials UCITS ETF (Acc, EUR)	KID
1635	MTXX.UK	Amundi Index J.P. Morgan EMU Govies IG - AE (A) (Acc, GBP)	KID
1636	MVEW.DE	iShares Edge MSCI Wld Min Vol ESG UCITS ETF USD A (Acc, EUR)	KID
1637	MWRE.DE	Amundi MSCI World UCITS ETF DR USD Dis (Acc, EUR)	KID
1638	MWRL.UK	Amundi MSCI World UCITS ETF DR USD Dis (Acc, GBP)	KID
1639	MWRU.UK	Amundi MSCI World UCITS ETF DR USD Dis (Acc, USD)	KID
1640	NCLR.UK	WisdomTree Ur and Nuclear Energy UCITS ETF USD Acc (Acc, USD)	KID
1641	PABG.UK	Lyxor NetZero2050 SP Eurozon Clim PAB DR ETF A (Acc, GBP)	KID
1642	PAEEM.FR	Amundi ETF PEA MSCI Emerg Mkts UCITS (Acc, EUR)	KID
1643	PRAB.DE	Amundi Prime Euro Gov Bonds 0-1Y IE Cap (Acc, EUR)	KID
1644	PRIG.UK	Amundi Prime Global Govies UCITS ETF DR D (Dist, GBP)	KID
1645	PRIT.UK	Amundi Prime US Treasury UCITS ETF DR D (Dist, GBP)	KID
1646	PRUK.UK	Amundi Prime UK Mid And Small Cap UCITS ETF DR Dis (Dist, GBP)	KID

1647	PSRM.UK	Invesco FTSE RAFI EmergMarkets UCITS ETF Dist (Dist, GBP)	KID
1648	PSRW.UK	Invesco FTSE RAFI All-World 3000 UCITS ETF Dist (Dist, GBP)	KID
1649	PSWD.DE	Invesco FTSE RAFI All-World 3000 UCITS ETF Dist	KID
1650	QDVL.DE	iShares CorpBondSustScr 0-3yrUCITS ETF EUR(Dist) (Dist, EUR)	KID
1651	QUID.UK	PIMCO ETFs PLC - PIMCO Sterling Short Maturity UCITS ETF (Dist, GBP)	KID
1652	QUTM.DE	VanEck Quantum Computing UCITS ETF USD A (Acc, EUR)	KID
1653	R1GR.UK	iShares Russell 1000 Growth UCITS ETF USD (Acc) (Acc, USD)	KID
1654	RIEU.UK	L&G Europe ESG Excl Prs Aligned UCITS ETF EUR Acc (Acc, EUR)	KID
1655	RS2G.UK	Amundi Russell 2000 UCITS ETF - EUR (C) (Acc, GBP)	KID
1656	S5ED.UK	UBS (Irl) ETF plc S&P 500 ESG ELITE U ETF USD Aa (Acc, GBP)	KID
1657	SAWD.UK	iShares MSCI World ESG Screened UCITS ETF USD Acc (Acc, USD)	KID
1658	SBEG.UK	UBS LFS-Bloomberg USD EM Sov UCI ETF(USD)Ad (Dist, GBP)	KID
1659	SDHA.UK	iShares \$ Sht Duration HY Crp Bd UCITS ETF USD D (Acc, USD)	KID
1660	SGQX.UK	Lyxor SG Global Quality Income NTR UCITS ETF - Dis (Acc, GBP)	KID
1661	SILG.UK	Global X Silver Miners UCITS ETF USD Acc (Acc, GBP)	KID
1662	SMDU.NL	iShares MSCI EMU SRI UCITS ETF (Dist, EUR)	KID
1663	SMUA.NL	iShares MSCI EMU SRI UCITS ETF (Acc, EUR)	KID
1664	SP5L.UK	Lyxor S&P 500 UCITS ETF - Dist (EUR)	KID
1665	SPEA.FR	iShares S&P 500 Swap PEA UCITS (Acc, EUR)	KID
1666	SPEX.UK	Invesco S&P 500 Equal Weight UCITS ETF Acc (Acc, GBP)	KID
1667	SRIU.UK	UBS(Irl)ETFplc MSCI USA Soc Rsp UCITS ETF USD Aa (Dist, GBP)	KID
1668	SRUG.UK	UBS(Irl)ETFplc MSCI USA Soc Rsp UCITS ETF USD Aa (Dist, GBP)	KID
1669	STEC.NL	iShares STOXX Europe 600 Technology UCITS (Acc, EUR)	KID
1670	STPU.UK	Lyxor US Curve Steepening 2-10 UCITS ETF - Acc (Acc, USD)	KID
1671	SUKC.UK	SPDR Bloomberg 0-5 Year Stlg Corp Bd UCITS ETF Dis (Dist, GBP)	KID
1672	SUSU.UK	iShares \$ Corp Bond 0-3yr ESG UCITS ETF USD Dist (Dist, USD)	KID
1673	SWLH.UK	SPDR MSCI World UCITS ETF USD (Dist, GBP)	KID
1674	SXR7.DE	iShares Core MSCI EMU UCITS ETF EUR (Acc) (Acc, EUR)	KID
1675	SY7D.DE	Global X Euro STOXX 50 Covrd Call UCITS ETF EUR D (Dist, EUR)	KID
1676	SYB4.DE	SPDR Bloomberg 3-5 Y Euro Govt Bond UCITS ETF Dist (Dist, EUR)	KID
1677	TIGA.DE	L&G India INR Government Bond UCITS ETF USD Dis (Acc, EUR)	KID
1678	TIPG.UK	Lyxor Core US TIPS (DR) UCITS ETF - Dist (Dist, GBP)	KID
1679	TPHG.UK	Amundi Japan Topix UCITS ETF - EUR (Acc, GBP)	KID
1680	TPXG.UK	Amundi Japan Topix UCITS ETF - EUR (Acc, GBP)	KID
1681	TRGB.UK	Invesco US Treasury Bond UCITS ETF Dist (Dist, GBP)	KID
1682	TRSG.UK	Invesco US Treasury Bond UCITS ETF Dist (Dist, GBP)	KID
1683	U03A.UK	iShares \$ Treasury Bond 0-3 Month UCITS ETF USD A	KID
1684	U13G.UK	Lyxor US Treasury 1-3Y (DR) UCITS ETF - Dist (Dist, GBP)	KID
1685	U71G.UK	Lyxor US Treasury 7-10Y (DR) UCITS ETF - Dist (Dist, GBP)	KID

1686	UB03.UK	UBS LFS - FTSE 100 UCITS ETF (GBP) A-dis (Dist, GBP)	KID
1687	UB0A.UK	UBS (Irl) ETF plc MSCI USA UCITS ETF USD A acc (Acc, GBP)	KID
1688	UB0D.UK	UBS LFS MSCI Japan UCITS ETF (JPY) A-dis (Dist, GBP)	KID
1689	UB0E.UK	UBS LFS - MSCI EMU UCITS ETF (EUR) A-dis (Acc, GBP)	KID
1690	UB0F.UK	UBS LFS - MSCI EMU UCITS ETF (EUR) A-dis (Dist, GBP)	KID
1691	UB12.UK	UBS LFS MSCI Europe UCITS ETF (EUR) Adis (Dist, GBP)	KID
1692	UB17.UK	UBS LFS MSCI EMU Value UCITS ETF (EUR) Adis (Dist, GBP)	KID
1693	UB20.UK	UBS LFS MSCI Pacific (ex Japan) UCITS ETF(USD)Ad (Dist, GBP)	KID
1694	UB32.UK	UBS LFS MSCI Emerging Markets UCITS ETF (USD)Ad (Dist, GBP)	KID
1695	UB39.UK	UBS LFS - MSCI EMU Soc Responsible U ETF (EUR) Ad (Dist, GBP)	KID
1696	UB45.UK	UBS LFS MSCI Pacific Socially Resp UCITS (USD)Ad (Dist, GBP)	KID
1697	UB69.UK	UBS LFS MSCI EMU Small Cap UCITS ETF (EUR) Ad (Dist, GBP)	KID
1698	UB74.UK	UBS LFSBloomberg US1-3Yr TrsBd UCIEtf(USD)A-d (Dist, GBP)	KID
1699	UB82.UK	UBS LFSBloomberg US7-10Yr TrsBdUCI ETF(USD)Ad (Dist, GBP)	KID
1700	UBIF.UK	UBS LFS-Blmbrg Eur InflLnk1-10 UCI ETF(EUR)Ad	KID
1701	UBTP.UK	UBS LFS Bloomberg BarclaysTIPS 1-10 UCI ETF(USD)Ad (Acc, GBP)	KID
1702	UBTS.UK	UBS LFS Bloomberg BarclaysTIPS 1-10 UCI ETF(USD)Ad (Dist, GBP)	KID
1703	UBXX.UK	UBS LFS-J.P.Mrgn USD EM DivBd 1-5 UCITS ETF(USD)Ad (Dist, GBP)	KID
1704	UC44.UK	UBS LFS MSCI World Socially Resp UCITS (USD) Ad (Dist, GBP)	KID
1705	UC48.UK	UBS(Irl)FdSltnsplc MSCI AC As ex Jp SF U ETF USD Aa (Acc, GBP)	KID
1706	UC63.UK	UBS LFS-MSCI United Kingdom UCITS ETF (GBP) A-acc (Dist, GBP)	KID
1707	UC64.UK	UBS LFS-MSCI United Kingdom UCITS ETF (GBP) A-acc (Acc, GBP)	KID
1708	UC81.UK	UBS LFSBlmbrg US LiqCorp1-5 Yr ETF(USD)Ad (Dist, GBP)	KID
1709	UC82.UK	UBS LFSBlmbrg US LiqCorp1-5 Yr ETF(USD)Ad (Dist, GBP)	KID
1710	UC84.UK	UBS LFS-Bloomberg US Liq Corp UCI ETF(USD)Ad (Dist, GBP)	KID
1711	UC85.UK	UBS LFS-Bloomberg US Liq Corp UCI ETF(USD)Ad (Dist, GBP)	KID
1712	UC87.UK	UBS LFS MSCI Canada UCITS ETF (CAD) Adis (Acc, GBP)	KID
1713	UC90.UK	UBS(Irl)FdSltnsplc CMCI Comp SF UCITS ETF USD Aa (Acc, GBP)	KID
1714	UC93.UK	UBS LFS-MSCI Switzerland 20/35 UCITS ETF (CHF) A-a (Acc, GBP)	KID
1715	UC94.UK	UBS LFS-MSCI Switzerland 20/35 UCITS ETF (CHF) A-a (Dist, GBP)	KID
1716	UC98.UK	UBS LFS-MSCI US Liq CorpSust U ETF(USD)Aa (Dist, GBP)	KID
1717	UCAP.UK	Ossiam Shiller Barclays CAPE US Sector Val TR 1CU (Acc, USD)	KID
1718	UD03.UK	UBS LFS-Factor MSCI EMU Prime Value U(EUR) Ad (Dist, GBP)	KID
1719	UD04.UK	UBS LFS-Factor MSCI EMU Quality UCITS (EUR) Ad (Dist, GBP)	KID
1720	UD07.UK	UBS(Irl)FdSltnsplc BB Comdt CMCI SF U ETF USD Aa (Acc, GBP)	KID
1721	UKSR.UK	UBS (Irl) ETF plc MSCI UK IMI SR UCITS ETF GBP Ad (Dist, GBP)	KID
1722	UPVL.UK	UBS(Irl)ETFplc Fctr MSCI USA Prime Val UETF USD Ad (Dist, GBP)	KID
1723	UQLT.UK	UBS(Irl)ETFplc Factor MSCI USA Quality UETF USD Ad (Dist, GBP)	KID
1724	US71.UK	Lyxor US Treasury 7-10Y (DR) UCITS ETF - Dist (Dist, USD)	KID

1725	USIQ.DE	AI Enhanced US Equities UCITS ETF USD (Dist, EUR)	KID
1726	USIX.UK	Amundi USD Corporate Bond PAB Net Zero Ambition - UCITS ETF Acc (Dist, GBP)	KID
1727	USMC.DE	Franklin US Mega Cap 100 UCITS ETF (Acc, EUR)	KID
1728	USPG.UK	UBS (Irl) ETF plc S&P 500 UCITS ETF USD A dis (Dist, GBP)	KID
1729	UTIL.UK	SPDR MSCI Europe Utilities UCITS ETF (Acc, EUR)	KID
1730	VAGS.UK	Vanguard Global Aggregate Bd UCITS ETF USD Hgd Acc (Acc, GBP)	KID
1731	VDCA.UK	Vanguard USD Corpo 1-3 Year Bd UCITS ETF USD D (Acc, USD)	KID
1732	VDPA.UK	Vanguard USD Corporate Bond UCITS ETF USD Dis (Acc, USD)	KID
1733	VGVA.UK	Vanguard U.K. Gilt UCITS ETF GBP Dis (Acc, GBP)	KID
1734	VMIG.UK	Vanguard FTSE 250 UCITS ETF GBP Dis (Acc, GBP)	KID
1735	VUKG.UK	Vanguard FTSE 100 UCITS ETF GBP Dis (Acc, GBP)	KID
1736	WDEP.UK	WisdomTree Europe Defence UCITS ETF EUR Acc (Acc, GBP)	KID
1737	WLDL.UK	Lyxor MSCI World UCITS ETF - Dist (Dist, GBP)	KID
1738	WMSE.DE	Amundi MSCI World Momentum Scrnd Fc UCITS ETF Acc (Acc, EUR)	KID
1739	WMVG.UK	iShares Edge MSCI Wld Min Vol UCITS ETF USD A (Acc, GBP)	KID
1740	WNUC.DE	WisdomTree Ur and Nuclear Energy UCITS ETF USD Acc (Acc, EUR)	KID
1741	WPEA.FR	iShares MSCI World Swap PEA UCITS (Acc, EUR)	KID
1742	XB4A.DE	Xtrackers ATX UCITS ETF 1C (Acc, EUR)	KID
1743	XDWG.UK	Xtrackers (IE) PLC - Xtrackers MSCI World UCITS ETF (Dist, GBP)	KID
1744	XLDX.UK	Xtrackers LevDAX Daily Swap UCITS ETF 1C (Acc, GBP)	KID
1745	XS6R.UK	Xtrackers MSCI Europe Utilities ESG Screen ETF 1C (Acc, GBP)	KID
1746	XSDX.DE	Xtrackers ShortDAX Daily Swap UCITS ETF 1C (Acc, EUR)	KID
1747	XSSX.UK	Xtrackers Euro Stoxx 50 Shrt Daly Swp UCITS ETF 1C (Acc, GBP)	KID
1748	XSTR.UK	Xtrackers II GBP Overnight Rate Swap UCITS ETF 1 D	KID
1749	XT2D.UK	Xtrackers S&P 500 2x Inverse Dly Swap UCITS ETF 1C (Acc, USD)	KID
1750	XUKS.UK	Xtrackers FTSE 100 Short Daily Swap UCITS ETF (Acc, GBP)	KID
1751	YMAG.UK	YieldMax Big Tech Option Income UCITS ETF Dist (Dist, USD)	KID
1752	YMAP.UK	YieldMax Big Tech Option Income UCITS ETF Dist (Dist, GBP)	KID
1753	YYYY.DE	YieldMax Big Tech Option Income UCITS ETF Dist (Dist, EUR)	KID
1754	ZPAB.DE	Lyxor NetZero2050 SP Eurozon Clim PAB DR ETF A (Acc, EUR)	KID

KEY INFORMATION DOCUMENT

FRACTIONAL RIGHTS RELATED TO SHARES



PURPOSE

This document provides you with key information about this investment product. It is not marketing material. The information is required by law to help you understand the nature, risk, costs, potential gains and losses of this product and to help you compare it with other products. All terms written with a capital letter and not defined directly in this document have the meaning given to them by the provisions of the Regulations for the provision of services for the execution of orders for the purchase or sale of property rights and securities, the maintenance of property rights accounts and cash accounts by XTB S.A. ("General Conditions"), hereinafter referred to as the "Regulations for the provision of brokerage services"

PRODUCT

Name of the product: Fractional Rights related to single shares, hereinafter "Product".

Name of the PRIIP manufacturer: XTB S.A. ul. Prosta 67, 00-838 Warsaw, Poland, hereinafter "XTB".

ISIN/UIP: Not applicable

Website: www.xtb.com

Additional information/telephone number : For more information please call : +48 22 2019550

For supervising XTB S.A. in relation to this key information document is: The Polish Financial Supervision Authority (KNF), ul. Piękna 20, 00-549 Warsaw, Poland.

Date of Key Information document: June 2023

Date of last amendment of this document: April 2025

You are about to purchase a product that is not simple and may be difficult to understand.

WHAT IS THIS PRODUCT?

TYPE

Fractional Rights related to shares constitute a fiduciary right to a fraction of a single share listed on a Regulated Market. A Fiduciary Right to a fraction of a single share means that a holder of Fractional Rights related to shares is entitled to economic rights proportionally to the acquired fraction of a single share, in relation to third parties however XTB is entitled to a (whole) share. Acquisition of Fractional Rights related to shares is not equal to acquisition of an ownership title of a fraction of a single share. Whenever you hold Fractional Rights related to shares, XTB holds the corresponding shares to fraction of which a Fiduciary Right relates to. Fractional Rights related to shares do not constitute a separate financial instrument from a (whole) share.

Transactions in Fractional Rights related to shares result in creation or expiration of a Client's Fiduciary Right to a fraction of a (whole) share. A Fiduciary Right to a fraction of a share expires once you sell a Fractional Rights related to shares or when you acquire such a number of Fractional Rights related to shares of a given company, that the sum exceeds a whole number (single share) of a relevant share. When the sum of Fractional Rights related to shares of a given company exceeds a whole number (single share) you become an owner of such a (whole) share and such a share is going to be registered on your Investment Account. A fiduciary right to a fraction of a share is created when you acquire Fractional Rights related to shares or when you sell a fraction of a share while holding a single (whole) share on your Investment Account.

TERM

The Product does not have a recommended holding period and investor may terminate the investment in the Product at any time. Such a decision does not involve any extraordinary costs other than standard costs related to transactions.

OBJECTIVES AND MEASURES TO ACHIEVE THESE OBJECTIVES

Fractional Rights related to shares allow you to invest in shares while eliminating the barrier of a high price of a single share. Rate of return from an investment in Fractional Rights related to shares reflects rate of return from an investment in (whole) shares – value of Fractional Rights related to shares is subject to changes corresponding to changes of price of (whole) shares. The rate of return may also be affected by changes in currency exchange rates if a (whole) share to which Fractional Rights relate is traded in a different currency than the currency of your account. Maximum loss on investment in Fractional Rights related to shares shall not exceed invested capital.

TARGET INDIVIDUAL INVESTOR

The Product is intended for an individual investor who understands risks associated with investing in shares and accepts possibility of bearing losses up to the amount invested.

WHAT ARE THE RISKS AND WHAT COULD I GET IN RETURN?

RISK INDICATOR



The risk indicator assumes that you will hold the product for 1 year. If you cash in your investment at an early stage, the actual risks may vary significantly and the return may be lower. You may not be able to sell the product easily, or you may have to sell the product at a price that will significantly affect your return.

The risk indicator assumes that you will hold the product for 1 year. If you cash in your investment at an early stage, the actual risks may vary significantly and the return may be lower. You may not be able to sell the product easily, or you may have to sell the product at a price that will significantly affect your return. The summary risk indicator is a guide to the level of risk of this product compared to other products. It shows you how likely you are to lose money in a Product due to market changes or because we are unable to pay you out.

We classified this Product as a medium-high risk class, taking a rating of 5 out of 7.. This means that you can incur high losses on your investment. The value of Fractional Rights related to shares changes with the price of single shares. Fractional Rights related to shares allow you to invest in fractions of shares representing different economy sectors, for which factors such as financial results, debt ratios and other parameters indicating financial stability of the issuer may differ materially. If you invest in Fractional Rights related to shares listed in a currency other than your account currency, your return on investment will depend on changes in currency exchange rates. **Be aware of currency risk. You'll be receiving payments in a different currency, so the final return depends on proper currency exchange rates. These risks are not included in the indicator presented above.** Fractional Rights related to shares cannot be sold outside XTB, nor can they be transferred to brokerage account outside XTB. An investment in Fractional Rights related to shares includes exposure to XTB credit risk. Fractional Rights related to shares are held by XTB as entrusted property thus such investment includes higher risk of losing part of or whole capital invested compared to investment in (whole) shares. Single (whole) shares held fiduciarily by XTB are segregated from XTB clients' assets and from proprietary assets of XTB. Applicable regulations however do not guarantee the exclusion of Fractional Rights related to shares from the bankruptcy estate of XTB. This means that in the event of bankruptcy of XTB clients entitled from Fractional Rights related to shares shall not be considered as owners of fractions of the corresponding (whole) shares held by XTB on its own behalf. As a result rights of holders of Fractional Rights related to shares shall be considered as a claim against the bankruptcy estate of XTB subject to general terms of bankruptcy proceedings.

PERFORMANCE SCENARIOS

The figures shown include all the costs of the product itself, but may not include all the costs you pay to your adviser or distributor. The figures do not take into account your personal tax situation, which may also affect the size of your return. The ultimate value of your investment in this product depends on the future performance of the market. The future market situation is uncertain and it is not possible to predict exactly how it will develop. The scenarios shown, unfavourable, moderate and favourable, are illustrations using the worst, average and best outcome of the Product. The scenarios presented are illustrations based on past performance and certain assumptions. In the future, the markets may evolve in a very different way. The stress scenario shows how much money you can get back in extreme market conditions. The scenarios presented here show what results your investment could produce. You can compare them to other Products. Buying this Product means that you believe the price of the underlying will rise. Your maximum loss would be the loss of all your invested funds. Currency conversion fees are not included in the calculations.

An increase of price of a single (whole) share of a given company affects value of Fractional Rights related to shares proportionally to a fraction held and affects the rate of return on investment in Fractional Rights related to shares. A drop in the share price lowers, in proportion to the fraction of the shares you hold, the value of your investment. Note that for Fractional Rights related to shares rate of return will correspond to investment in (whole) shares while nominal return will vary. Investment in Fractional Rights related to shares contains risk of bearing losses up to the invested funds, e.g. due to bankruptcy of a company which issued shares to which Fractional Rights relate to. Before deciding to invest in Fractional Rights related to shares, you should be aware of how a change of share price affects value of Fractional Rights related to shares. Detailed information on this subject can be found in the Regulations for the Provision of Brokerage Services and in the Order Execution Policy.

Recommended holding period: None

Example Investment: 100 EUR

Investor exits after 1 year.

Product: Fractional Rights related to shares of a company listed on a regulated market.

Calculations of return for the below scenarios presents two variants – the first figure represents the return without commission, the second figure shows return after commission (commission on transactions is charged only exceeding monthly transaction value of 100,000 EUR on OMI and Fractional Rights).

SCENARIOS		Commission not included	Commission included
Stress	Final value of investment after deduction of costs Average annual rate of return	50 EUR -50%	30 EUR -70%
Unfavourable	Final value of investment after deduction of costs Average annual rate of return	75 EUR -25%	55 EUR -45%
Moderate	Final value of investment after deduction of costs Average annual rate of return	107 EUR 7%	87 EUR -13%
Favourable	Final value of investment after deduction of costs Average annual rate of return	115 EUR 15%	95 EUR -5%

Information on return terms for individual investors or built-in performance restrictions. There are no extraordinary costs involved in exiting an investment in the Product. The Product has no upper return spreads for the investor. **A statement that the tax rules of the individual investor's home Member State may affect the amount actually payable.** The tax rules of the individual investor's home Member State may affect the amount actually payable.

WHAT HAPPENS IF XTB IS UNABLE TO PAY OUT?

Investment in Fractional Rights related to shares is not protected under Central Securities Depository of Poland's (KDPW S.A.) compensation scheme. Fractional Rights related to shares do not constitute a separate financial instrument from (whole) shares so as long as a Client does not acquire (whole) shares, the investment will not be protected under the Compensation Scheme. In the event of bankruptcy of XTB holders of Fractional Rights related to shares should be entitled to a claim against the bankruptcy estate of XTB on general terms.

WHAT ARE THE COSTS?

Costs over Time

The tables show the amounts that are taken from investments to cover different types of costs. These amounts depend on the investment amount and the holding period of the Product. The amounts shown are illustrations based on a sample investment amount and different investment periods. **Currency conversion fees are not included in the calculations.**

We assumed that:

- invested amount is 100EUR
- investor exits after 1 year

Total cost

- total cost: 0-20 EUR
- impact of costs per year: 0%-20%

Costs presented in this section include two variants as commission on transactions is charged only after meeting certain criteria of monthly transaction value on OMI and Fractional Rights.

COMPOSITION OF COSTS

One-off costs at entry or exit		Impact of costs per year in the event of entry / exit from investment	
		Commission not included	Commission included
Entry costs	Commission of 0.2% is charged for each transaction after reaching 100,000 EUR of turnover within a month. Minimum commission of 10 EUR is charged for each transaction after reaching 100,000 EUR of turnover within a month. Currency conversion fee of 0.5% is charged for currency in which shares that Fractional rights relate to are traded to account currency .	0 EUR 0%	10 EUR 10%
Exit costs	Commission of 0.2% is charged for each transaction after reaching 100,000 EUR of turnover within a month. Minimum commission of 10 EUR is charged for each transaction after reaching 100,000 EUR of turnover within a month. Currency conversion fee of 0.5% is charged for currency in which shares that Fractional rights relate to are traded to account currency .	0 EUR 0%	10 EUR 10%
ONGOING COSTS			
There are no ongoing costs applicable.			
INCIDENTAL COSTS TAKEN UNDER SPECIFIC CONDITIONS			
There are no incidental costs applicable.			

HOW LONG SHOULD I HOLD THE PRODUCT AND CAN I TAKE MONEY OUT EARLIER?

The investor can terminate the investment in the Product at any time. Such a decision is not related to any extraordinary costs, other than standard cost of closing the position.

Recommended holding period: None

The investor determines the term of Product holding individually.

Deadline for withdrawing from the contract

Not applicable

Early disposal

The investor independently determines the period of Product possession. The Product does not have a specific holding period and closing the position does not result in extraordinary fees and penalties and does not change the risk profile of the Product. It is possible to close a position during Product trading hours.

Consequences of cashing in before the end of the investment period or the end of the recommended holding period.

The investor can end the investment at any time. Such a decision does not involve any extraordinary costs.

HOW CAN I COMPLAIN?

The investor can submit a complaint to XTB regarding the Product and services offered by XTB. Complaints regarding services provided by XTB can be lodged exclusively: (1) in person at the head office of XTB, (2) by telephone, calling: +48 22 273 99 50, (3) electronically, using the on-line form available in the investor's room and (4) by correspondence, using the dedicated form sent to the address of the seat of XTB. Detailed rules regarding review of complaints are specified in the Regulation for the Provision of Brokerage Services. Detailed information regarding the method and principles of lodging the complains are available in the Complaint Lodging Instructions published on: <https://www.xtb.com/pl/oferta/informacje-o-rachunku/informacje-prawne/regulaminy-wzory-dokumentow>".

OTHER RELEVANT INFORMATION

All additional documents containing comprehensive information regarding the Product, including detailed information regarding fees and product features, are presented on the website (including sub-pages): "<https://www.xtb.com/pl/oferta/informacje-o-rachunku/>".

KEY INFORMATION DOCUMENT

FRACTIONAL RIGHTS RELATED TO ETF, ETC, ETN



PURPOSE

This document provides you with key information about this investment product. It is not marketing material. The information is required by law to help you understand the nature, risk, costs, potential gains and losses of this product and to help you compare it with other products. We recommend prior to making an investment decision reading this Key Information Document as well as the Key Information Documents (KIDs) published by the issuers of particular ETFs, ETCs, ETNs [\[LINK\]](#) All terms written with a capital letter and not defined directly in this document have the meaning given to them by the provisions of the Regulations for the provision of services for the execution of orders for the purchase or sale of property rights and securities, the maintenance of property rights accounts and cash accounts by XTB S.A. ("General Conditions") hereinafter referred to as the "Regulations for the provision of brokerage services."

PRODUCT

Name of the product: Fractional Rights related to ETFs, ETCs, ETNs hereinafter "Product".

Name of the PRIIP manufacturer: XTB S.A. ul. Prosta 67, 00-838 Warsaw, Poland, hereinafter "XTB".

ISIN/UIP: Not applicable

Website: www.xtb.com

Additional information/telephone number : For more information please call : +48 22 2019550

For supervising XTB S.A. in relation to this key information document is: The Polish Financial Supervision Authority (KNF), ul. Piękna 20, 00-549 Warsaw, Poland.

Date of Key Information document: June 2023

Date of last amendment of this document: April 2025

You are about to purchase a product that is not simple and may be difficult to understand.

WHAT IS THIS PRODUCT?

TYPE

Fractional Rights related to ETFs, ETCs, ETNs constitute a Fiduciary Right to a fraction of an ETF, ETC, ETN listed on a Regulated Market. A Fiduciary Right to a fraction of an ETF, ETC, ETN unit means that a holder of Fractional Rights related to ETFs, ETCs, ETNs is entitled to economic rights proportionally to the acquired fraction of an ETF, ETC, ETN unit, in relation to third parties however XTB is entitled to (whole) ETF, ETC, ETN unit. Acquisition of Fractional Rights related to ETFs, ETCs, ETNs is not equal to acquisition of an ownership title of a fraction of an ETF, ETC, ETN unit. Whenever you hold Fractional Rights related to ETFs, ETCs, ETNs, XTB holds the corresponding ETF, ETC, ETN units, to fraction of which a Fiduciary Right is related to. Fractional Rights related to ETFs, ETCs, ETNs do not constitute a separate financial instrument from ETFs, ETCs, ETNs.

Transactions in Fractional Rights related to ETFs, ETCs, ETNs result in creation or expiration of a Client's Fiduciary Right to a fraction of an ETF, ETC, ETN unit. A fiduciary right to a fraction of an ETF, ETC, ETN unit expires once you sell a Fractional Rights related to ETFs, ETCs, ETNs or when you acquire such a number of Fractional Rights related to ETFs, ETCs, ETNs of a given ETF, ETC, ETN, that the sum exceeds a whole number of a relevant ETF, ETC, ETN units. When the sum of Fractional Rights related to units of a given ETF, ETC, ETN exceeds a whole number of ETF, ETC, ETN units you become an owner of such an ETF, ETC, ETN unit and it is going to be registered on your Investment Account. A fiduciary right to a fraction of an ETF, ETC, ETN is created when you acquire Fractional Rights related to ETFs, ETCs, ETNs or when you sell a fraction of an ETF, ETC, ETN unit while holding (whole) ETF, ETC, ETN unit on your Investment Account.

TERM

The Product does not have a recommended holding period and investor may terminate the investment in the Product at any time. Such a decision does not involve any extraordinary costs other than standard costs related to transactions.

OBJECTIVES AND MEASURES TO ACHIEVE THESE OBJECTIVES

Fractional Rights related to ETFs, ETCs, ETNs allow you to invest in ETFs, ETCs, ETNs while eliminating the barrier of a high ETF, ETC, ETN unit price. Rate of return from an investment in Fractional Rights related to ETFs, ETCs, ETNs reflects rate of return from an investment in (whole) ETF, ETC, ETN units – value of Fractional Rights related to ETFs, ETCs, ETNs is subject to changes corresponding to changes of a single (whole) ETF, ETC, ETN unit. Rate of return may also be affected by changes in currency exchange rates if an ETF, ETC, ETN to which Fractional Rights relate is traded in a different currency than the currency of your account. Maximum loss from an investment in Fractional Rights related to ETFs, ETCs, ETNs shall not exceed invested capital.

TARGET INDIVIDUAL INVESTOR

The Product is intended for an individual investor who understands risks associated with investing in ETFs, ETCs, ETNs and accepts possibility of bearing losses up to the amount invested.

WHAT ARE THE RISKS AND WHAT COULD I GET IN RETURN?

RISK INDICATOR



The risk indicator assumes that you will hold the product for 1 year. If you cash in your investment at an early stage, the actual risks may vary significantly and the return may be lower. You may not be able to sell the product easily, or you may have to sell the product at a price that will significantly affect your return. The summary risk indicator is a guide to the level of risk of this Product compared to other products. It shows you how likely you are to lose money in a Product due to market changes or because we are unable to pay you out.

We classified this Product as a medium-high risk class, taking a rating of 5 out of 7. This means that you can incur high losses on your investment. The value of Fractional Rights related to ETFs, ETCs, ETNs changes with the price of the ETF, ETC, ETN. Fractional Rights related to ETFs, ETCs, ETNs allow you to invest in ETFs, ETCs, ETNs from different sectors, for which factors such as financial results, the degree of indebtedness and other parameters may differ materially. If you invest in Fractional Rights related to ETFs, ETCs, ETNs listed in a currency other than your account currency, your return on investment will depend on changes in exchange rates. **Be aware of currency risk. You'll be receiving payments in a different currency, so the final refund you'll get depends on the exchange rate of the two currencies. These risks are not included in the indicator presented above.** Fractional Rights related to ETFs, ETCs, ETNs cannot be sold outside XTB, nor can they be transferred to an account in another financial institution. An investment in Fractional Rights related to ETFs, ETCs, ETNs includes exposure to XTB credit risk. Fractional Rights related to ETFs, ETCs, ETNs are held by XTB as entrusted property thus such investment includes higher risk of losing part of or whole capital invested compared to investment in ETFs, ETCs, ETNs. ETFs, ETCs, ETNs held fiduciarily by XTB are segregated from the assets belonging to XTB clients and from proprietary assets of XTB. Applicable regulations however do not guarantee the exclusion of Fractional Rights related to ETFs, ETCs, ETNs from the bankruptcy estate of XTB. This means that in the event of bankruptcy of XTB clients entitled from Fractional Rights related to ETFs, ETCs, ETNs are not to become owners of fractions of the corresponding ETFs, ETCs, ETNs held by XTB its own behalf. In such case holders of Fractional Rights related to ETFs, ETCs, ETNs shall have a claim against the bankruptcy estate of XTB on general terms.

PERFORMANCE SCENARIOS

The figures shown include all the costs of the product itself, but may not include all the costs you pay to your adviser or distributor. The figures do not take into account your personal tax situation, which may also affect the size of your return. **The ultimate value of your investment in this product depends on the future performance of the market. The future market situation is uncertain and it is not possible to predict exactly how it will develop. The scenarios shown, unfavourable, moderate and favourable, are illustrations using the worst, average and best outcome of the Product. The scenarios presented are illustrations based on past performance and certain assumptions. In the future, the markets may evolve in a very different way.** The stress scenario shows how much money you can get back in extreme market conditions. The scenarios presented here show what results your investment could produce. You can compare them to other Products. Buying this Product means that you believe the price of the underlying will rise. Your maximum loss would be the loss of all your invested funds. Currency conversion fees are not included in the calculations.

An increase of price of a single (whole) ETF, ETC, ETN unit affects value of Fractional Rights related to ETFs, ETCs, ETNs proportionally to a fraction held and affects the rate of return from investment in Fractional Rights related to ETFs, ETCs, ETNs. A drop in ETF, ETC, ETN unit price lowers, in proportion to the fraction of an ETF, ETC, ETN unit you hold, the value of your investment. Note that for Fractional Rights related to ETFs, ETCs, ETNs rate of return will correspond to investment in (whole) ETF, ETC, ETN units while nominal return will vary. Investment in Fractional Rights related to ETFs, ETCs, ETNs contains risk of bearing losses up to the invested funds. Before deciding to invest in Fractional Rights related to ETFs, ETCs, ETNs, you should be aware of how a change of an ETF, ETC, ETN unit price affects value of Fractional Rights related to ETFs, ETCs, ETNs. Detailed information on this subject can be found in the Regulations for the Provision of Brokerage Services and in the Order Execution Policy.

Recommended holding period: None

Example Investment: 100 EUR

Investor exits after 1 year.

Instrument: Fractional Rights related to an ETF, ETC, ETN listed on a regulated market in European Union.

Calculations of return for the below scenarios presents two variants – the first figure represents the return without commission, the second figure shows return after commission (commission on transactions is charged only after meeting certain criteria of monthly transaction value on shares, ETF, ETC, ETN and Fractional Rights).

SCENARIOS		Commission not included	Commission included
Stress	Final value of investment after deduction of costs Average annual rate of return	70 EUR -30%	50 EUR -50%
Unfavourable	Final value of investment after deduction of costs Average annual rate of return	85 EUR -15%	65 EUR -35%
Moderate	Final value of investment after deduction of costs Average annual rate of return	105 EUR 5%	85 EUR -15%
Favourable	Final value of investment after deduction of costs Average annual rate of return	110 EUR 10%	90 EUR -10%

Information on return terms for individual investors or built-in performance restrictions. There are no extraordinary costs involved in exiting an investment in the Product. The Product has no upper return spreads for the investor. **A statement that the tax rules of the individual investor's home Member State may affect the amount actually payable.** The tax rules of the individual investor's home Member State may affect the amount actually payable.

WHAT HAPPENS IF XTB IS UNABLE TO PAY OUT?

Investment in Fractional Rights related to ETFs, ETCs, ETNs is not protected under Central Securities Depository of Poland's (KDPW S.A.) compensation scheme. Fractional Rights related to ETFs, ETCs, ETNs do not constitute a separate financial instrument from ETF, ETC, ETN so as long as a Client does not acquire ETF, ETC, ETN unit, the investment will not be protected under the Compensation Scheme. In the event of bankruptcy of XTB holders of Fractional Rights related to ETFs, ETCs, ETNs should be entitled to a claim against the bankruptcy estate of XTB on general terms. The management fee charged by the issuer of the ETF, ETC, ETN unit is included in the net asset value of the ETF, ETC, ETN and, as a result, in the market price of the ETF, ETC, ETN unit.

WHAT ARE THE COSTS?

Costs over Time

The tables show the amounts that are taken from investments to cover different types of costs. These amounts depend on the investment amount and the holding period of the Product. The amounts shown are illustrations based on a sample investment amount and different investment periods.

We assumed that:

- invested amount is 100EUR
- investor exits after 1 year

Total cost

- total cost: 0-20 EUR
- impact of costs per year: 0%-20%

Costs presented in this section include two variants as commission on transactions is charged only after meeting certain criteria of monthly transaction value on OMI and Fractional Rights. Key Information Documents (KIDs) published by the issuers of particular ETFs, ETCs, ETNs [\[LINK\]](#) present ongoing costs such as management fees.

COMPOSITION OF COSTS

One-off costs at entry or exit	Impact of costs per year in the event of entry / exit from investment
---------------------------------------	---

Entry costs	Commission of 0.2% is charged for each transaction after reaching 100,000 EUR of turnover within a month. Minimum commission of 10 EUR is charged for each transaction after reaching 100,000 EUR of turnover within a month. Currency conversion fee of 0.5% is charged for currency in which shares that Fractional rights relate to are traded to account currency.	0 EUR 0%	10 EUR 10%
Exit costs	Commission of 0.2% is charged for each transaction after reaching 100,000 EUR of turnover within a month. Minimum commission of 10 EUR is charged for each transaction after reaching 100,000 EUR of turnover within a month. Currency conversion fee of 0.5% is charged for currency in which shares that Fractional rights relate to are traded to account currency.	0 EUR 0%	10 EUR 10%

ONGOING COSTS

Management fees and other administrative or operating costs	A list of ongoing costs, such as the management fee charged by ETF, ETC, ETN issuers, is indicated in the Key Information Documents (KIDs) published by the issuers of the individual ETFs, ETCs, ETNs [LINK] https://xtb.scdn5.secure.raxcdn.com/file/0102/59/kid_pl_09_2022_f56e390954.pdf The management fee is included in the net asset value of the ETF, ETC, ETN and, as a result, in the market price of the ETF, ETC, ETN unit. For an example investment, the management fee was €0.2 (0.2% p.a.).	0,2 EUR 0,2%
--	--	-----------------

INCIDENTAL COSTS TAKEN UNDER SPECIFIC CONDITIONS

There are no incidental costs applicable.

HOW LONG SHOULD I HOLD THE PRODUCT AND CAN I TAKE MONEY OUT EARLIER?

The investor can terminate the investment in the Product at any time. Such a decision is not related to any extraordinary costs, other than standard cost of closing the position.

Recommended holding period: None

The investor determines the term of Product holding individually.

Deadline for withdrawing from the contract

Not applicable

Early disposal

The investor independently determines the period of Product possession. The Product does not have a specific holding period and closing the position does not result in extraordinary fees and penalties and does not change the risk profile of the Product. It is possible to close a position during Product trading hours.

Consequences of cashing in before the end of the investment period or the end of the recommended holding period.

The investor can end the investment at any time. Such a decision does not involve any extraordinary costs.

HOW CAN I COMPLAIN?

The investor can submit a complaint to XTB regarding the Product and services offered by XTB. Complaints regarding services provided by XTB can be lodged exclusively: (1) in person at the head office of XTB, (2) by telephone, calling: +48 22 273 99 50, (3) electronically, using the on-line form available in the investor's room and (4) by correspondence, using the dedicated form sent to the address of the seat of XTB. Detailed rules regarding review of complaints are specified in the Regulation for the Provision of Brokerage Services. Detailed information regarding the method and principles of lodging the complains are available in the Complaint Lodging Instructions published on: <https://www.xtb.com/pl/oferta/informacje-o-rachunku/informacje-prawne/regulaminy-wzory-dokumentow>".

OTHER RELEVANT INFORMATION

All additional documents containing comprehensive information regarding the Product, including detailed information regarding fees and product features, are presented on the website (including sub-pages): "<https://www.xtb.com/pl/oferta/informacje-o-rachunku/>".